Cowboy boot shaped Christmas stocking

Needlepoint pattern | 143 x 234 stitches | 11 x 18 in (27.9 x 45.7 cm) on 13 mesh | 18 colors



How to read the chart



1. Each square is one tent stitch, up at 1, down at 2: basketweave for the background, continental for lines.
2. Bind the edges. Cut 18 in of thread; start and end it without a knot left behind.
3. Mark the middle of the canvas. It is the outlined square on page 3 (DMC 437): start there. Count threads, not holes.
4. Go on with whatever touches it, background as you go. Gray squares are on two pages: stitch them once. Empty squares stay bare.
5. A heavier line stands every ten squares: count by them.
6. When it is done, a finisher blocks it and sews it up.

flossfield.com/needlepoint/guides/how-to-read-a-chart/

You will need

Canvas: blank mono canvas, 13 mesh (13 threads to the inch), cut 15 x 22 in (38.1 x 55.9 cm).

Needle: tapestry, size 20. Also masking tape for the cut edges, and small scissors.

Thread: six-strand floss, 7 strands in the needle, six of one length and one of the next (8 if canvas shows), about 36 skeins in all (an estimate).

Make it a stocking: backing and lining fabric, cord or piping, and a loop. Stitch two extra rows all round, carrying the colors of the edge on: the seam takes them. Finishers ask for stockings months before Christmas: ask yours before the edge whether they want more rows. With those rows, each stitch in the color it lies beside, it takes 4 skeins of DMC 898, not 2; 6 of DMC 712, not 5. How to finish a stocking.

Thread list, DMC

			stitches	skeins
●	**712**	Cream	3,313	5
■	**498**	Dark Red	2,598	4
▲	**3809**	Very Dark Turquoise	2,410	4
◆	**435**	Very Light Brown	1,614	3
▼	**434**	Light Brown	1,575	3
★	**815**	Medium Garnet	1,180	2
❖	**898**	Very Dark Coffee Brown	1,026	2
X	**436**	Tan	828	2
O	**433**	Medium Brown	805	2
+	**321**	Red	639	1
=	**437**	Light Tan	600	1
Z	**597**	Turquoise	595	1
A	**801**	Dark Coffee Brown	342	1
V	**3810**	Dark Turquoise	275	1
T	**783**	Medium Topaz	202	1
N	**780**	Ultra Very Dark Topaz	147	1
S	**3822**	Light Straw	113	1
K	**3820**	Dark Straw	69	1

Skeins are estimates: the thread a stitch takes on the front and back of 13 mesh canvas, plus 30 percent, rounded up for each color.

Thread colors are approximate screen matches to DMC numbers. Check against real thread before you buy.

For your own stitching, gifts and handmade pieces you sell. Do not resell or share this PDF or copies of it.

Cowboy boot shaped Christmas stocking

Needlepoint pattern

Chart 1 of 4: columns 44 to 127, rows 1 to 74

This page is the dark part of the chart



Key

- DMC 712 Cream
- DMC 498 Dark Red
- DMC 3809 Very Dark Turquoise
- DMC 435 Very Light Brown
- DMC 434 Light Brown
- DMC 815 Medium Garnet
- DMC 898 Very Dark Coffee Brown
- X DMC 436 Tan
- O DMC 433 Medium Brown
- \+ DMC 321 Red
- = DMC 437 Light Tan
- Z DMC 597 Turquoise
- V DMC 3810 Dark Turquoise

Cowboy boot shaped Christmas stocking

Needlepoint pattern

This page is the dark part of the chart



Chart 2 of 4: columns 49 to 121, rows 75 to 154. Start at the red outline. Gray squares repeat rows 73 and 74: do not stitch them twice



Key

- ● **DMC 712** Cream
- ■ **DMC 498** Dark Red
- ▲ **DMC 3809** Very Dark Turquoise
- ◆ **DMC 435** Very Light Brown
- ▼ **DMC 434** Light Brown
- ★ **DMC 815** Medium Garnet
- ❖ **DMC 898** Very Dark Coffee Brown
- X **DMC 436** Tan
- \+ **DMC 321** Red
- = **DMC 437** Light Tan
- Z **DMC 597** Turquoise
- T **DMC 783** Medium Topaz
- S **DMC 3822** Light Straw

Cowboy boot shaped Christmas stocking

Needlepoint pattern

This page is the dark part of the chart

Chart 3 of 4: columns 1 to 72, rows 155 to 234. Gray squares repeat rows 153 and 154: do not stitch them twice



Key

- ● **DMC 712** Cream
- ■ **DMC 498** Dark Red
- ▲ **DMC 3809** Very Dark Turquoise
- ◆ **DMC 435** Very Light Brown
- ▼ **DMC 434** Light Brown
- ★ **DMC 815** Medium Garnet
- ❖ **DMC 898** Very Dark Coffee Brown
- X **DMC 436** Tan
- O **DMC 433** Medium Brown
- \+ **DMC 321** Red
- = **DMC 437** Light Tan
- Z **DMC 597** Turquoise
- A **DMC 801** Dark Coffee Brown

Cowboy boot shaped Christmas stocking

Needlepoint pattern

This page is the dark part of the chart

Chart 4 of 4: columns 73 to 143, rows 155 to 234. Gray squares repeat columns 71 and 72 and rows 153 and 154: do not stitch them twice



Key

- ● **DMC 712** Cream
- ■ **DMC 498** Dark Red
- ▲ **DMC 3809** Very Dark Turquoise
- ◆ **DMC 435** Very Light Brown
- ▼ **DMC 434** Light Brown
- ❖ **DMC 898** Very Dark Coffee Brown
- X **DMC 436** Tan
- O **DMC 433** Medium Brown
- Z **DMC 597** Turquoise
- A **DMC 801** Dark Coffee Brown
- T **DMC 783** Medium Topaz
- N **DMC 780** Ultra Very Dark Topaz
- S **DMC 3822** Light Straw
- K **DMC 3820** Dark Straw