Cowboy boots that share one heart

Needlepoint pattern | 90 x 90 stitches | 5 x 5 in (12.7 x 12.7 cm) on 18 mesh | 18 colors



How to stitch it



1. Each square is one tent stitch, up at 1, down at 2. Lines in continental, right to left, the canvas upside down for the next row; wide areas in basketweave.
2. Cut 18 in of thread. Start and end it without a knot left behind.
3. Mark the middle of the canvas. It is the outlined square on page 2, column 45, row 45 (DMC 321): start there. Count threads, not holes.
4. Go on from it: picture first, background last. Gray squares are on two pages: stitch them once.
5. Last, two more rows all round in DMC 815: the opening's edge hides them.

First time? How to needlepoint: flossfield.com/needlepoint/guides/how-to-start/
How to read a chart: flossfield.com/needlepoint/guides/how-to-read-a-chart/

What you need

Canvas: blank mono canvas, 18 mesh (18 threads to the inch), cut 9.5 in square (24.1 cm).

Needle: blunt tapestry, size 22. Also masking tape for the cut edges, and small scissors.

Thread: six-strand floss, 18 colors, about 20 skeins in all (an estimate). Stitch with 4 strands (5 or 6 if canvas shows).

Fit it into a lid: the box or tray, acid-free board and backing. Measure the opening first.
How to fit it into a lid.

Thread list, DMC

			stitches	skeins
●	500	Very Dark Blue Green	1,976	2
■	712	Cream	952	1
▲	815	Medium Garnet	948	2
◆	351	Coral	560	1
▼	987	Dark Forest Green	480	1
★	3820	Dark Straw	452	1
❖	977	Light Golden Brown	404	1
X	920	Medium Copper	366	1
H	989	Forest Green	354	1
+	321	Red	316	1
=	3810	Dark Turquoise	284	1
Z	918	Dark Red Copper	274	1
A	938	Ultra Dark Coffee Brown	210	1
V	472	Ultra Light Avocado Green	180	1
T	598	Light Turquoise	178	1
N	3827	Pale Golden Brown	72	1
S	353	Peach	56	1
K	976	Medium Golden Brown	38	1

Skeins are estimates, with the two extra rows: the thread a stitch takes on the front and back of 18 mesh canvas, plus 30 percent, rounded up for each color.

Thread colors are approximate screen matches to DMC numbers. Check against real thread before you buy.

For your own stitching, gifts and handmade pieces you sell. Do not resell or share this PDF or copies of it.

Cowboy boots that share one heart

Needlepoint pattern

Columns 1 to 49, rows 1 to 90. Start at the red outline

This page is the dark part of the chart

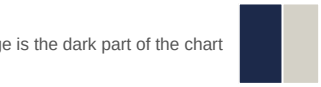



Key

- DMC 500 — Very Dark Blue Green
- DMC 712 — Cream
- DMC 815 — Medium Garnet
- DMC 351 — Coral
- DMC 987 — Dark Forest Green
- DMC 3820 — Dark Straw
- DMC 977 — Light Golden Brown
- DMC 920 — Medium Copper
- DMC 989 — Forest Green
- DMC 321 — Red
- DMC 3810 — Dark Turquoise
- DMC 918 — Dark Red Copper
- DMC 938 — Ultra Dark Coffee Brown
- DMC 472 — Ultra Light Avocado Green
- DMC 598 — Light Turquoise
- DMC 3827 — Pale Golden Brown
- DMC 353 — Peach
- DMC 976 — Medium Golden Brown

Cowboy boots that share one heart

Needlepoint pattern

Columns 50 to 90, rows 1 to 90. Gray squares: charted already, do not stitch again

This page is the dark part of the chart



Key

- **DMC 500** Very Dark Blue Green
- **DMC 712** Cream
- **DMC 815** Medium Garnet
- **DMC 351** Coral
- **DMC 987** Dark Forest Green
- **DMC 3820** Dark Straw
- **DMC 977** Light Golden Brown
- **DMC 920** Medium Copper
- **DMC 989** Forest Green
- **DMC 321** Red
- **DMC 3810** Dark Turquoise
- **DMC 918** Dark Red Copper
- **DMC 938** Ultra Dark Coffee Brown
- **DMC 472** Ultra Light Avocado Green
- **DMC 598** Light Turquoise
- **DMC 3827** Pale Golden Brown
- **DMC 353** Peach
- **DMC 976** Medium Golden Brown