Kezimunka pillow, Hungarian flowers

Needlepoint pattern | 140 x 140 stitches | 14 x 14 in (35.6 x 35.6 cm) on 10 mesh | 13 colors



How to stitch it



1. Each square is one tent stitch, up at 1, down at 2. Lines in continental, right to left, the canvas upside down for the next row; wide areas in basketweave.
2. Cut 18 in of thread. Start and end it without a knot left behind.
3. Mark the middle of the canvas. It is the outlined square on page 2, column 70, row 70 (DMC 666): start there. Count threads, not holes.
4. Go on from it: picture first, background last. Gray squares are on two pages: stitch them once.
5. Last, two more rows all round in DMC 498: the seam hides them.

First time? How to needlepoint: flossfield.com/needlepoint/guides/how-to-start/
How to read a chart: flossfield.com/needlepoint/guides/how-to-read-a-chart/

What you need

Canvas: blank mono canvas, 10 mesh (10 threads to the inch), cut 18.5 in square (47 cm).

Needle: blunt tapestry, size 18. Also masking tape for the cut edges, and small scissors.

Thread: pearl cotton size 3, 13 colors, about 37 skeins in all (an estimate). Stitch with 2 lengths together.

Make it a pillow: backing fabric, an insert the size of the stitching or an inch larger, and cord or piping for the edge. How to finish a pillow.

Thread list, DMC

			stitches	skeins
●	**BLANC**	White	7,316	11
□	**498**	Dark Red	3,064	7
△	**666**	Bright Red	2,528	4
◆	**322**	Dark Baby Blue	1,860	3
▽	**699**	Green	1,804	3
★	**820**	Very Dark Royal Blue	960	2
❖	**3806**	Light Cyclamen Pink	490	1
X	**725**	Medium Light Topaz	480	1
H	**703**	Chartreuse	342	1
+	**601**	Dark Cranberry	264	1
=	**740**	Tangerine	236	1
Z	**209**	Dark Lavender	132	1
A	**3837**	Ultra Dark Lavender	124	1

Skeins are estimates, with the two extra rows: the thread a stitch takes on the front and back of 10 mesh canvas, plus 30 percent, rounded up for each color.

Thread colors are approximate screen matches to DMC numbers. Check against real thread before you buy.

For your own stitching, gifts and handmade pieces you sell. Do not resell or share this PDF or copies of it.

Kezimunka pillow, Hungarian flowers

Needlepoint pattern

Columns 1 to 70, rows 1 to 70. Start at the red outline

This page is the dark part of the chart



Key

- ● **DMC BLANC** White
- ■ **DMC 498** Dark Red
- ▲ **DMC 666** Bright Red
- ◆ **DMC 322** Dark Baby Blue
- ▼ **DMC 699** Green
- ★ **DMC 820** Very Dark Royal Blue
- ❖ **DMC 3806** Light Cyclamen Pink
- X **DMC 725** Medium Light Topaz
- H **DMC 703** Chartreuse
- \+ **DMC 601** Dark Cranberry
- = **DMC 740** Tangerine
- Z **DMC 209** Dark Lavender
- A **DMC 3837** Ultra Dark Lavender

Kezimunka pillow, Hungarian flowers

Needlepoint pattern

Columns 71 to 140, rows 1 to 70. Gray squares: charted already, do not stitch again

This page is the dark part of the chart



Key

- ● **DMC BLANC** White
- ■ **DMC 498** Dark Red
- ▲ **DMC 666** Bright Red
- ◆ **DMC 322** Dark Baby Blue
- ▼ **DMC 699** Green
- ★ **DMC 820** Very Dark Royal Blue
- ❖ **DMC 3806** Light Cyclamen Pink
- X **DMC 725** Medium Light Topaz
- H **DMC 703** Chartreuse
- \+ **DMC 601** Dark Cranberry
- = **DMC 740** Tangerine
- Z **DMC 209** Dark Lavender
- A **DMC 3837** Ultra Dark Lavender

Kezimunka pillow, Hungarian flowers

Needlepoint pattern

Columns 1 to 70, rows 71 to 140. Gray squares: charted already, do not stitch again

This page is the dark part of the chart



Key

- DMC BLANC White
- DMC 498 Dark Red
- DMC 666 Bright Red
- DMC 322 Dark Baby Blue
- DMC 699 Green
- DMC 820 Very Dark Royal Blue
- DMC 725 Medium Light Topaz
- DMC 703 Chartreuse
- DMC 740 Tangerine

Kezimunka pillow, Hungarian flowers

Needlepoint pattern

Columns 71 to 140, rows 71 to 140. Gray squares: charted already, do not stitch again

This page is the dark part of the chart



Key

- DMC BLANC White
- DMC 498 Dark Red
- DMC 666 Bright Red
- DMC 322 Dark Baby Blue
- DMC 699 Green
- DMC 820 Very Dark Royal Blue
- X DMC 725 Medium Light Topaz
- H DMC 703 Chartreuse
- = DMC 740 Tangerine