From generation to generation, birds

Needlepoint pattern | 182 x 182 stitches | 14 x 14 in (35.6 x 35.6 cm) on 13 mesh | 16 colors

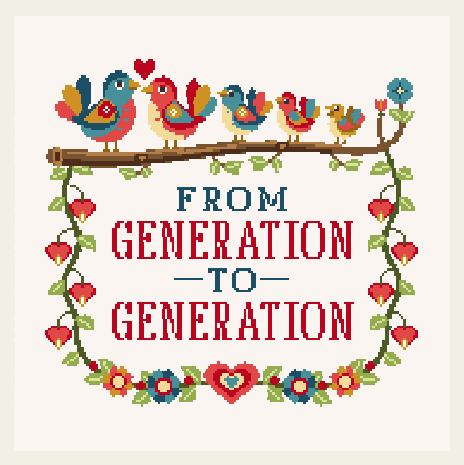

How to stitch it



1. Each square is one tent stitch, up at 1, down at 2. Lines in continental, right to left, the canvas upside down for the next row; wide areas in basketweave.
2. Cut 18 in of thread. Start and end it without a knot left behind.
3. Mark the middle of the canvas. It is the outlined square on page 3, column 91, row 91 (DMC 3865): start there. Count threads, not holes.
4. Go on from it: picture first, background last. Gray squares are on two pages: stitch them once.
5. Last, two more rows all round in DMC 3865: the seam hides them.

First time? How to needlepoint: flossfield.com/needlepoint/guides/how-to-start/
How to read a chart: flossfield.com/needlepoint/guides/how-to-read-a-chart/

What you need

Canvas: blank mono canvas, 13 mesh (13 threads to the inch), cut 18.5 in square (47 cm).

Needle: blunt tapestry, size 20. Also masking tape for the cut edges, and small scissors.

Thread: six-strand floss, 16 colors, about 59 skeins in all (an estimate). Stitch with 7 strands (8 if canvas shows).

Make it a pillow: backing fabric, an insert the size of the stitching or an inch larger, and cord or piping for the edge. How to finish a pillow.

Thread list, DMC

			stitches	skeins
●	**3865**	Winter White	25,471	40
■	**817**	Very Dark Coral Red	1,982	3
▲	**350**	Medium Coral	953	2
◆	**470**	Light Avocado Green	946	2
▼	**311**	Medium Navy Blue	664	1
★	**3810**	Dark Turquoise	576	1
❖	**936**	Very Dark Avocado Green	517	1
X	**783**	Medium Topaz	499	1
H	**433**	Medium Brown	399	1
+	**3822**	Light Straw	338	1
=	**898**	Very Dark Coffee Brown	251	1
Z	**435**	Very Light Brown	184	1
A	**472**	Ultra Light Avocado Green	171	1
V	**780**	Ultra Very Dark Topaz	103	1
T	**3823**	Ultra Pale Yellow	52	1
N	**3371**	Black Brown	18	1

Skeins are estimates, with the two extra rows: the thread a stitch takes on the front and back of 13 mesh canvas, plus 30 percent, rounded up for each color.

Thread colors are approximate screen matches to DMC numbers. Check against real thread before you buy.

For your own stitching, gifts and handmade pieces you sell. Do not resell or share this PDF or copies of it.

From generation to generation, birds

Needlepoint pattern

Columns 1 to 61, rows 1 to 91

This page is the dark part of the chart



Key

- ● **DMC 3865** Winter White
- ■ **DMC 817** Very Dark Coral Red
- ▲ **DMC 350** Medium Coral
- ◆ **DMC 470** Light Avocado Green
- ▼ **DMC 311** Medium Navy Blue
- ★ **DMC 3810** Dark Turquoise
- ❖ **DMC 936** Very Dark Avocado Green
- X **DMC 783** Medium Topaz
- H **DMC 433** Medium Brown
- \+ **DMC 3822** Light Straw
- = **DMC 898** Very Dark Coffee Brown
- Z **DMC 435** Very Light Brown
- A **DMC 472** Ultra Light Avocado Green
- V **DMC 780** Ultra Very Dark Topaz
- T **DMC 3823** Ultra Pale Yellow
- N **DMC 3371** Black Brown

From generation to generation, birds

Needlepoint pattern

This page is the dark part of the chart

Columns 62 to 122, rows 1 to 91. Start at the red outline. Gray squares: charted already, do not stitch again



Key

- ● **DMC 3865** Winter White
- ■ **DMC 817** Very Dark Coral Red
- ▲ **DMC 350** Medium Coral
- ◆ **DMC 470** Light Avocado Green
- ▼ **DMC 311** Medium Navy Blue
- ★ **DMC 3810** Dark Turquoise
- X **DMC 783** Medium Topaz
- H **DMC 433** Medium Brown
- \+ **DMC 3822** Light Straw
- = **DMC 898** Very Dark Coffee Brown
- Z **DMC 435** Very Light Brown
- A **DMC 472** Ultra Light Avocado Green
- V **DMC 780** Ultra Very Dark Topaz
- T **DMC 3823** Ultra Pale Yellow
- N **DMC 3371** Black Brown

From generation to generation, birds

Needlepoint pattern

Columns 123 to 182, rows 1 to 91. Gray squares: charted already, do not stitch again

This page is the dark part of the chart



Key

- ● **DMC 3865** Winter White
- ■ **DMC 817** Very Dark Coral Red
- ▲ **DMC 350** Medium Coral
- ◆ **DMC 470** Light Avocado Green
- ▼ **DMC 311** Medium Navy Blue
- ★ **DMC 3810** Dark Turquoise
- ❖ **DMC 936** Very Dark Avocado Green
- X **DMC 783** Medium Topaz
- H **DMC 433** Medium Brown
- \+ **DMC 3822** Light Straw
- = **DMC 898** Very Dark Coffee Brown
- Z **DMC 435** Very Light Brown
- A **DMC 472** Ultra Light Avocado Green
- V **DMC 780** Ultra Very Dark Topaz
- T **DMC 3823** Ultra Pale Yellow
- N **DMC 3371** Black Brown

From generation to generation, birds

Needlepoint pattern

This page is the dark part of the chart

Columns 1 to 61, rows 92 to 182. Gray squares: charted already, do not stitch again



Key

- ● **DMC 3865** Winter White
- **DMC 817** Very Dark Coral Red
- ▲ **DMC 350** Medium Coral
- ◆ **DMC 470** Light Avocado Green
- ▼ **DMC 311** Medium Navy Blue
- ★ **DMC 3810** Dark Turquoise
- ❖ **DMC 936** Very Dark Avocado Green
- X **DMC 783** Medium Topaz
- \+ **DMC 3822** Light Straw
- A **DMC 472** Ultra Light Avocado Green
- T **DMC 3823** Ultra Pale Yellow

From generation to generation, birds

Needlepoint pattern

This page is the dark part of the chart



Columns 62 to 122, rows 92 to 182. Gray squares: charted already, do not stitch again



Key

- DMC 3865 Winter White
- DMC 817 Very Dark Coral Red
- DMC 350 Medium Coral
- DMC 470 Light Avocado Green
- DMC 311 Medium Navy Blue
- DMC 3810 Dark Turquoise
- DMC 936 Very Dark Avocado Green
- DMC 3822 Light Straw
- DMC 472 Ultra Light Avocado Green

From generation to generation, birds

Needlepoint pattern

This page is the dark part of the chart

Columns 123 to 182, rows 92 to 182. Gray squares: charted already, do not stitch again



Key

- DMC 3865 Winter White
- DMC 817 Very Dark Coral Red
- DMC 350 Medium Coral
- DMC 470 Light Avocado Green
- DMC 311 Medium Navy Blue
- DMC 3810 Dark Turquoise
- DMC 936 Very Dark Avocado Green
- X DMC 783 Medium Topaz
- \+ DMC 3822 Light Straw
- A DMC 472 Ultra Light Avocado Green
- T DMC 3823 Ultra Pale Yellow