Home sweet Florida, orange tree

Needlepoint pattern | 103 x 169 stitches | 10.3 x 16.9 in (26.2 x 42.9 cm) on 10 mesh | 9 colors



How to stitch it



1. Each square is one tent stitch, up at 1, down at 2. Lines in continental, right to left, the canvas upside down for the next row; wide areas in basketweave.
2. Cut 18 in of thread. Start and end it without a knot left behind.
3. Mark the middle of the canvas. It is the outlined square on page 3, column 52, row 85 (DMC 920): start there. Count threads, not holes.
4. Go on from it: picture first, background last. Gray squares are on two pages: stitch them once.
5. When it is done, block it square.

First time? How to needlepoint: flossfield.com/needlepoint/guides/how-to-start/
How to read a chart: flossfield.com/needlepoint/guides/how-to-read-a-chart/

What you need

Canvas: blank mono canvas, 10 mesh (10 threads to the inch), cut 14.5 in wide x 21 in high (36.8 x 53.3 cm).

Needle: blunt tapestry, size 18. Also masking tape for the cut edges, and small scissors.

Thread: pearl cotton size 3, 9 colors, about 32 skeins in all (an estimate). Stitch with 2 lengths together.

Frame it: acid-free board and a frame.
How to frame needlepoint.

Thread list

			stitches	skeins of pearl
●	**DMC 677**	Very Light Old Gold	13,636	21
□	**DMC 801**	Dark Coffee Brown	2,030	4
▲	**DMC 970**	Light Pumpkin	428	1
◆	**DMC 3808**	Ultra Very Dark Turquoise	361	1
▽	**DMC 920**	Medium Copper	337	1
★	**DMC 522**	Fern Green	284	1
❖	**DMC BLANC**	White	149	1
X	**DMC 334**	Medium Baby Blue	114	1
H	**DMC 742**	Light Tangerine	68	1

Skeins are estimates: the thread a stitch takes on the front and back of 10 mesh canvas, plus 30 percent, rounded up for each color.
Thread colors are approximate screen matches to DMC numbers. Check against real thread before you buy.
For your own stitching, gifts and handmade pieces you sell. Do not resell or share this PDF or copies of it.

Home sweet Florida, orange tree

Needlepoint pattern

Columns 1 to 103, rows 1 to 71

This page is the dark part of the chart



Home sweet Florida, orange tree Needlepoint pattern

This page is the dark part of the chart

Columns 1 to 52, rows 72 to 169. Start at the red outline. Gray squares: charted already, do not stitch again

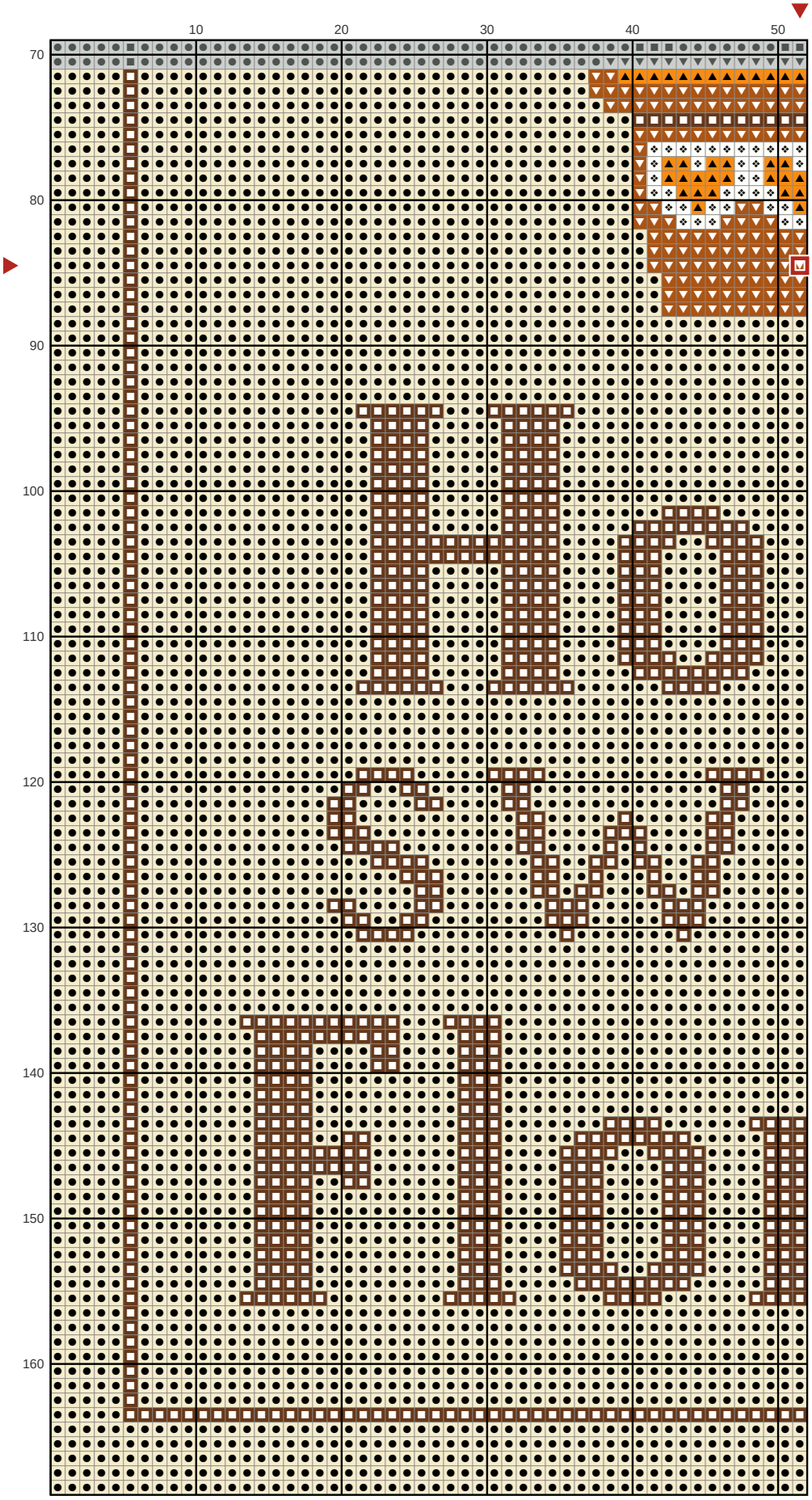

Key

- DMC 677 Very Light Old Gold
- DMC 801 Dark Coffee Brown
- DMC 970 Light Pumpkin
- DMC 920 Medium Copper
- DMC BLANC White

Home sweet Florida, orange tree

Needlepoint pattern

Columns 53 to 103, rows 72 to 169. Gray squares: charted already, do not stitch again

This page is the dark part of the chart

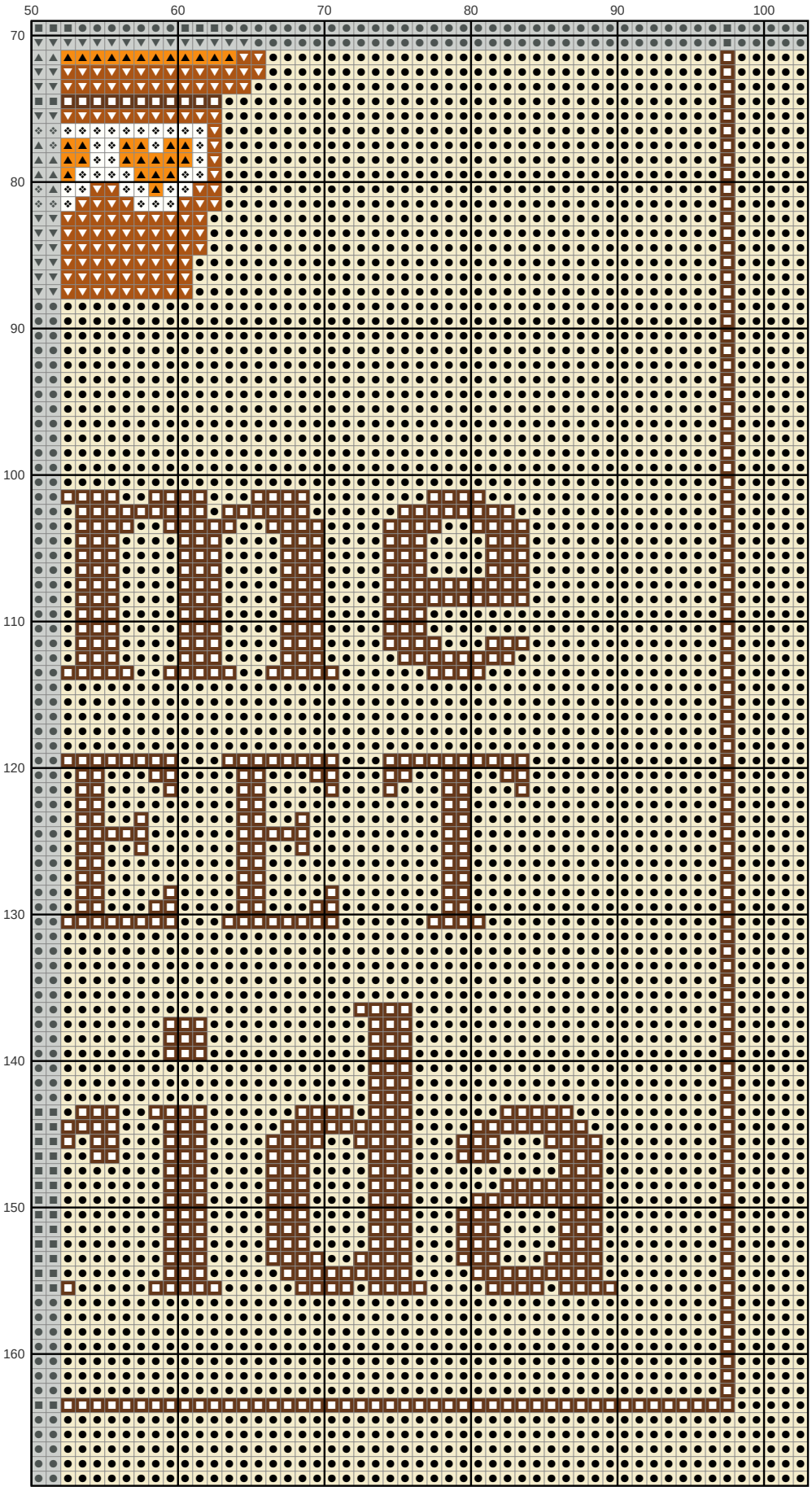

Key

- **DMC 677** Very Light Old Gold
- **DMC 801** Dark Coffee Brown
- **DMC 970** Light Pumpkin
- **DMC 920** Medium Copper
- **DMC BLANC** White