L'dor v'dor, family tree

Needlepoint pattern | 160 x 160 stitches | 16 x 16 in (40.6 x 40.6 cm) on 10 mesh | 19 colors

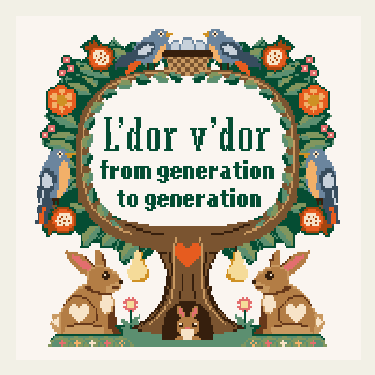

How to stitch it



1. Each square is one tent stitch, up at 1, down at 2. Lines in continental, right to left, the canvas upside down for the next row; wide areas in basketweave.
2. Cut 18 in of thread. Start and end it without a knot left behind.
3. Mark the middle of the canvas. It is the outlined square on page 5, column 80, row 80 (DMC 3865): start there. Count threads, not holes.
4. Go on from it: picture first, background last. Gray squares are on two pages: stitch them once.
5. Last, two more rows all round in DMC 3865: the seam hides them.

First time? How to needlepoint: flossfield.com/needlepoint/guides/how-to-start/
How to read a chart: flossfield.com/needlepoint/guides/how-to-read-a-chart/

What you need

Canvas: blank mono canvas, 10 mesh (10 threads to the inch), cut 20.5 in square (52.1 cm).

Needle: blunt tapestry, size 18. Also masking tape for the cut edges, and small scissors.

Thread: pearl cotton size 3, 19 colors, about 50 skeins in all (an estimate). Stitch with 2 lengths together.

Make it a pillow: backing fabric, an insert the size of the stitching or an inch larger, and cord or piping for the edge. How to finish a pillow.

Thread list, DMC

			stitches	skeins
●	3865	Winter White	13,695	23
■	500	Very Dark Blue Green	2,711	5
▲	433	Medium Brown	1,886	3
◆	502	Blue Green	1,268	2
▼	435	Very Light Brown	870	2
★	3364	Pine Green	750	2
❖	436	Tan	644	1
X	938	Ultra Dark Coffee Brown	598	1
H	720	Dark Orange Spice	506	1
+	931	Medium Antique Blue	444	1
=	3750	Very Dark Antique Blue	418	1
Z	739	Ultra Very Light Tan	404	1
A	3854	Medium Autumn Gold	276	1
V	919	Red Copper	238	1
T	3328	Dark Salmon	218	1
N	801	Dark Coffee Brown	216	1
S	3822	Light Straw	174	1
K	3752	Very Light Antique Blue	168	1
E	783	Medium Topaz	116	1

Skeins are estimates, with the two extra rows: the thread a stitch takes on the front and back of 10 mesh canvas, plus 30 percent, rounded up for each color.

Thread colors are approximate screen matches to DMC numbers. Check against real thread before you buy.

For your own stitching, gifts and handmade pieces you sell. Do not resell or share this PDF or copies of it.

L'dor v'dor, family tree

Needlepoint pattern

Columns 1 to 80, rows 1 to 69

This page is the dark part of the chart



Key

- DMC 3865 — Winter White
- DMC 500 — Very Dark Blue Green
- DMC 433 — Medium Brown
- DMC 502 — Blue Green
- DMC 3364 — Pine Green
- DMC 436 — Tan
- DMC 938 — Ultra Dark Coffee Brown
- DMC 720 — Dark Orange Spice
- DMC 931 — Medium Antique Blue
- DMC 3750 — Very Dark Antique Blue
- DMC 739 — Ultra Very Light Tan
- DMC 3854 — Medium Autumn Gold
- DMC 919 — Red Copper
- DMC 3328 — Dark Salmon
- DMC 3752 — Very Light Antique Blue
- DMC 783 — Medium Topaz

L'dor v'dor, family tree

Needlepoint pattern

Columns 81 to 160, rows 1 to 69. Gray squares: charted already, do not stitch again

This page is the dark part of the chart



Key

- ● **DMC 3865** Winter White
- □ **DMC 500** Very Dark Blue Green
- ▲ **DMC 433** Medium Brown
- ◆ **DMC 502** Blue Green
- ★ **DMC 3364** Pine Green
- ❖ **DMC 436** Tan
- X **DMC 938** Ultra Dark Coffee Brown
- H **DMC 720** Dark Orange Spice
- \+ **DMC 931** Medium Antique Blue
- = **DMC 3750** Very Dark Antique Blue
- Z **DMC 739** Ultra Very Light Tan
- A **DMC 3854** Medium Autumn Gold
- V **DMC 919** Red Copper
- T **DMC 3328** Dark Salmon
- K **DMC 3752** Very Light Antique Blue
- E **DMC 783** Medium Topaz

L'dor v'dor, family tree

Needlepoint pattern

Columns 1 to 54, rows 70 to 160. Gray squares: charted already, do not stitch again

This page is the dark part of the chart



Key

- ● **DMC 3865** Winter White
- □ **DMC 500** Very Dark Blue Green
- ▲ **DMC 433** Medium Brown
- ◆ **DMC 502** Blue Green
- ▼ **DMC 435** Very Light Brown
- ★ **DMC 3364** Pine Green
- ❖ **DMC 436** Tan
- **X** **DMC 938** Ultra Dark Coffee Brown
- **H** **DMC 720** Dark Orange Spice
- **+** **DMC 931** Medium Antique Blue
- **=** **DMC 3750** Very Dark Antique Blue
- **Z** **DMC 739** Ultra Very Light Tan
- **A** **DMC 3854** Medium Autumn Gold
- **V** **DMC 919** Red Copper
- **T** **DMC 3328** Dark Salmon
- **N** **DMC 801** Dark Coffee Brown
- **S** **DMC 3822** Light Straw
- **K** **DMC 3752** Very Light Antique Blue

L'dor v'dor, family tree

Needlepoint pattern

This page is the dark part of the chart

Columns 55 to 107, rows 70 to 160. Start at the red outline. Gray squares: charted already, do not stitch again



Key

- ● **DMC 3865** Winter White
- □ **DMC 500** Very Dark Blue Green
- ▲ **DMC 433** Medium Brown
- ◆ **DMC 502** Blue Green
- ▼ **DMC 435** Very Light Brown
- ★ **DMC 3364** Pine Green
- ❖ **DMC 436** Tan
- X **DMC 938** Ultra Dark Coffee Brown
- H **DMC 720** Dark Orange Spice
- Z **DMC 739** Ultra Very Light Tan
- T **DMC 3328** Dark Salmon
- S **DMC 3822** Light Straw
- E **DMC 783** Medium Topaz

L'dor v'dor, family tree

Needlepoint pattern

This page is the dark part of the chart

Columns 108 to 160, rows 70 to 160. Gray squares: charted already, do not stitch again



Key

- DMC 3865 Winter White
- DMC 500 Very Dark Blue Green
- DMC 433 Medium Brown
- DMC 502 Blue Green
- DMC 435 Very Light Brown
- DMC 3364 Pine Green
- DMC 436 Tan
- DMC 938 Ultra Dark Coffee Brown
- DMC 720 Dark Orange Spice
- DMC 931 Medium Antique Blue
- DMC 3750 Very Dark Antique Blue
- DMC 739 Ultra Very Light Tan
- DMC 3854 Medium Autumn Gold
- DMC 919 Red Copper
- DMC 3328 Dark Salmon
- DMC 801 Dark Coffee Brown
- DMC 3822 Light Straw
- DMC 3752 Very Light Antique Blue