Love you more, lovebirds and a banner

Needlepoint pattern | 182 x 182 stitches | 14 x 14 in (35.6 x 35.6 cm) on 13 mesh | 13 colors



How to stitch it



1. Each square is one tent stitch, up at 1, down at 2. Lines in continental, right to left, the canvas upside down for the next row; wide areas in basketweave.
2. Cut 18 in of thread. Start and end it without a knot left behind.
3. Mark the middle of the canvas. It is the outlined square on page 3, column 91, row 91 (DMC 823): start there. Count threads, not holes.
4. Go on from it: picture first, background last. Gray squares are on two pages: stitch them once.
5. Last, two more rows all round in DMC 3808: the seam hides them.

First time? How to needlepoint: flossfield.com/needlepoint/guides/how-to-start/
How to read a chart: flossfield.com/needlepoint/guides/how-to-read-a-chart/

What you need

Canvas: blank mono canvas, 13 mesh (13 threads to the inch), cut 18.5 in square (47 cm).

Needle: blunt tapestry, size 20. Also masking tape for the cut edges, and small scissors.

Thread: six-strand floss, 13 colors, about 57 skeins in all (an estimate). Stitch with 7 strands (8 if canvas shows).

Make it a pillow: backing fabric, an insert the size of the stitching or an inch larger, and cord or piping for the edge. How to finish a pillow.

Thread list, DMC

			stitches	skeins
●	**3808**	Ultra Very Dark Turquoise	19,094	30
■	**712**	Cream	4,048	6
▲	**350**	Medium Coral	2,090	4
◆	**562**	Medium Jade	1,922	3
▼	**783**	Medium Topaz	1,568	3
★	**823**	Dark Navy Blue	1,040	2
❖	**817**	Very Dark Coral Red	916	2
X	**3766**	Light Peacock Blue	756	2
H	**563**	Light Jade	586	1
+	**744**	Pale Yellow	334	1
=	**352**	Light Coral	292	1
Z	**501**	Dark Blue Green	278	1
A	**3765**	Very Dark Peacock Blue	200	1

Skeins are estimates, with the two extra rows: the thread a stitch takes on the front and back of 13 mesh canvas, plus 30 percent, rounded up for each color.

Thread colors are approximate screen matches to DMC numbers. Check against real thread before you buy.

For your own stitching, gifts and handmade pieces you sell. Do not resell or share this PDF or copies of it.

Love you more, lovebirds and a banner

Needlepoint pattern

Columns 1 to 61, rows 1 to 91

This page is the dark part of the chart



Key

- **DMC 3808** Ultra Very Dark Turquoise
- **DMC 712** Cream
- **DMC 350** Medium Coral
- **DMC 562** Medium Jade
- **DMC 783** Medium Topaz
- **DMC 823** Dark Navy Blue
- **DMC 817** Very Dark Coral Red
- **DMC 3766** Light Peacock Blue
- **DMC 563** Light Jade
- **DMC 744** Pale Yellow
- **DMC 352** Light Coral
- **DMC 501** Dark Blue Green
- **DMC 3765** Very Dark Peacock Blue

Love you more, lovebirds and a banner

Needlepoint pattern

This page is the dark part of the chart



Columns 62 to 122, rows 1 to 91. Start at the red outline. Gray squares: charted already, do not stitch again

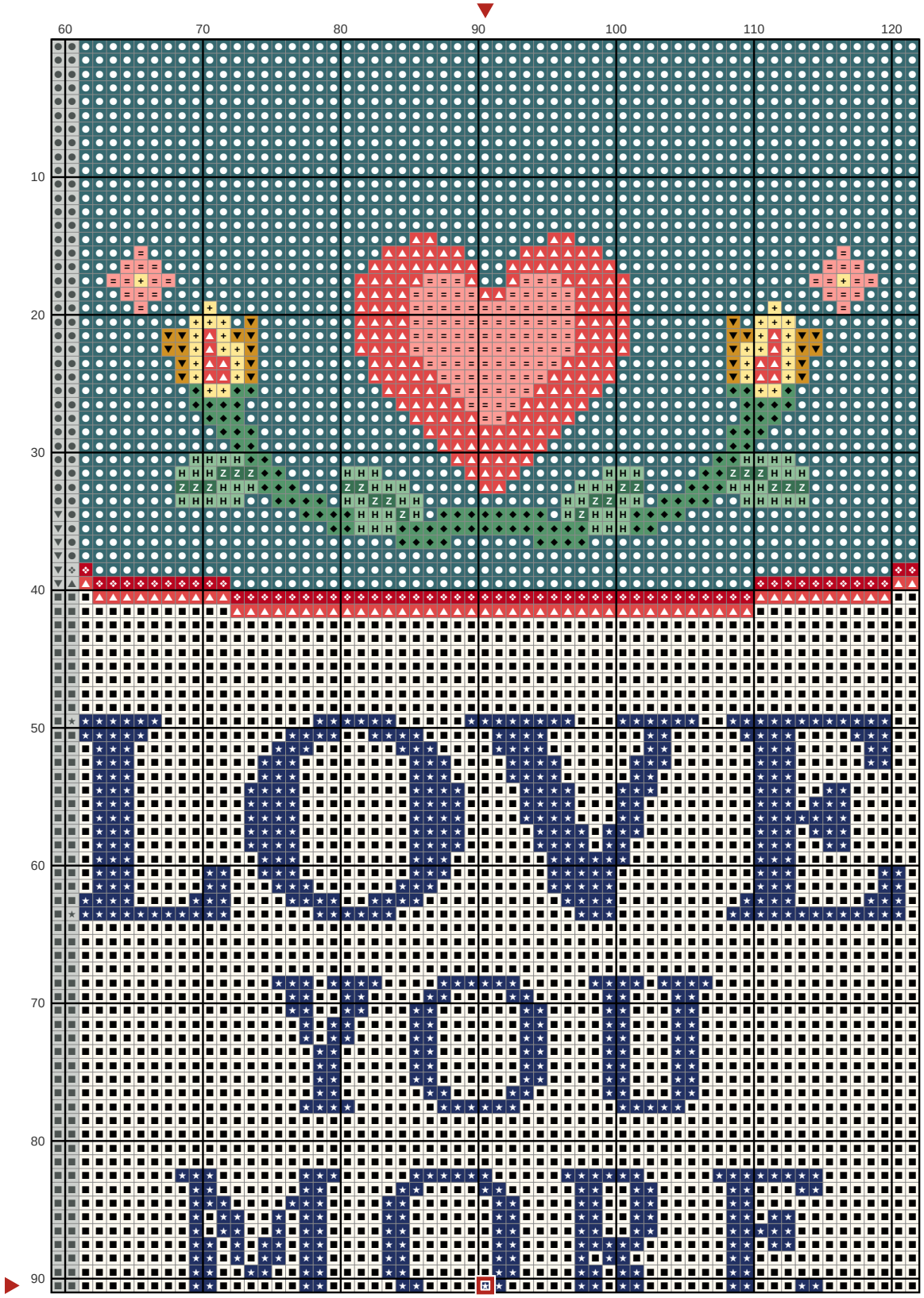

Key

- **DMC 3808** Ultra Very Dark Turquoise
- **DMC 712** Cream
- **DMC 350** Medium Coral
- **DMC 562** Medium Jade
- **DMC 783** Medium Topaz
- **DMC 823** Dark Navy Blue
- **DMC 817** Very Dark Coral Red
- **H** **DMC 563** Light Jade
- **+** **DMC 744** Pale Yellow
- **=** **DMC 352** Light Coral
- **Z** **DMC 501** Dark Blue Green

Love you more, lovebirds and a banner

Needlepoint pattern

Columns 123 to 182, rows 1 to 91. Gray squares: charted already, do not stitch again

This page is the dark part of the chart



Key

- **DMC 3808** Ultra Very Dark Turquoise
- **DMC 712** Cream
- **DMC 350** Medium Coral
- **DMC 562** Medium Jade
- **DMC 783** Medium Topaz
- **DMC 823** Dark Navy Blue
- **DMC 817** Very Dark Coral Red
- **X** **DMC 3766** Light Peacock Blue
- **H** **DMC 563** Light Jade
- **+** **DMC 744** Pale Yellow
- **=** **DMC 352** Light Coral
- **Z** **DMC 501** Dark Blue Green
- **A** **DMC 3765** Very Dark Peacock Blue

Love you more, lovebirds and a banner

Needlepoint pattern

Columns 1 to 61, rows 92 to 182. Gray squares: charted already, do not stitch again

This page is the dark part of the chart



Key

- **DMC 3808** Ultra Very Dark Turquoise
- **DMC 712** Cream
- **DMC 350** Medium Coral
- **DMC 562** Medium Jade
- **DMC 783** Medium Topaz
- **DMC 823** Dark Navy Blue
- **DMC 817** Very Dark Coral Red
- **DMC 3766** Light Peacock Blue
- **DMC 563** Light Jade
- **DMC 744** Pale Yellow
- **DMC 501** Dark Blue Green

Love you more, lovebirds and a banner

Needlepoint pattern

This page is the dark part of the chart

Columns 62 to 122, rows 92 to 182. Gray squares: charted already, do not stitch again



Key

- **DMC 3808** Ultra Very Dark Turquoise
- **DMC 712** Cream
- **DMC 350** Medium Coral
- **DMC 562** Medium Jade
- **DMC 783** Medium Topaz
- **DMC 823** Dark Navy Blue
- **DMC 817** Very Dark Coral Red
- **DMC 3766** Light Peacock Blue
- **DMC 563** Light Jade
- **DMC 744** Pale Yellow
- **DMC 352** Light Coral
- **DMC 501** Dark Blue Green
- **DMC 3765** Very Dark Peacock Blue

Love you more, lovebirds and a banner

Needlepoint pattern

This page is the dark part of the chart

Columns 123 to 182, rows 92 to 182. Gray squares: charted already, do not stitch again



Key

- **DMC 3808** Ultra Very Dark Turquoise
- **DMC 712** Cream
- **DMC 350** Medium Coral
- **DMC 562** Medium Jade
- **DMC 783** Medium Topaz
- **DMC 823** Dark Navy Blue
- **DMC 817** Very Dark Coral Red
- **DMC 3766** Light Peacock Blue
- **DMC 563** Light Jade
- **DMC 744** Pale Yellow
- **DMC 501** Dark Blue Green