# Lucky me, two pigs and a horseshoe

Needlepoint pattern | 156 x 156 stitches | 12 x 12 in (30.5 x 30.5 cm) on 13 mesh | 15 colors




## How to stitch it




1. Each square is one tent stitch, up at 1, down at 2. Lines in continental, right to left, the canvas upside down for the next row; wide areas in basketweave.
2. Cut 18 in of thread. Start and end it without a knot left behind.
3. Mark the middle of the canvas. It is the outlined square on page 5, column 78, row 78 (DMC BLANC): start there. Count threads, not holes.
4. Go on from it: picture first, background last. Gray squares are on two pages: stitch them once.
5. Last, two more rows all round in DMC BLANC: the seam hides them.

First time? How to needlepoint: flossfield.com/needlepoint/guides/how-to-start/
How to read a chart: flossfield.com/needlepoint/guides/how-to-read-a-chart/

## What you need

**Canvas:** blank mono canvas, 13 mesh (13 threads to the inch), cut 16.5 in square (41.9 cm).

**Needle:** blunt tapestry, size 20. Also masking tape for the cut edges, and small scissors.

**Thread:** six-strand floss, 15 colors, about 46 skeins in all (an estimate). Stitch with 7 strands (8 if canvas shows).

**Make it a pillow:** backing fabric, an insert the size of the stitching or an inch larger, and cord or piping for the edge. How to finish a pillow.

## Thread list, DMC

| | | | stitches | skeins |
|---|---|---|---|---|
| ● | **BLANC** | White | 16,269 | 26 |
| □ | **699** | Green | 1,556 | 3 |
| ▲ | **3326** | Light Rose | 1,082 | 2 |
| ◆ | **666** | Bright Red | 1,026 | 2 |
| ▼ | **814** | Dark Garnet | 959 | 2 |
| ★ | **797** | Royal Blue | 718 | 2 |
| ❖ | **335** | Rose | 688 | 1 |
| X | **702** | Kelly Green | 514 | 1 |
| H | **743** | Medium Yellow | 352 | 1 |
| + | **434** | Light Brown | 338 | 1 |
| = | **823** | Dark Navy Blue | 250 | 1 |
| Z | **437** | Light Tan | 188 | 1 |
| A | **907** | Light Parrot Green | 178 | 1 |
| V | **741** | Medium Tangerine | 176 | 1 |
| T | **3865** | Winter White | 42 | 1 |

Skeins are estimates, with the two extra rows: the thread a stitch takes on the front and back of 13 mesh canvas, plus 30 percent, rounded up for each color.

Thread colors are approximate screen matches to DMC numbers. Check against real thread before you buy.

For your own stitching, gifts and handmade pieces you sell. Do not resell or share this PDF or copies of it.

# Lucky me, two pigs and a horseshoe

Needlepoint pattern

Columns 1 to 78, rows 1 to 66

This page is the dark part of the chart




## Key

- DMC BLANC White
- DMC 699 Green
- DMC 666 Bright Red
- DMC 814 Dark Garnet
- DMC 797 Royal Blue
- DMC 335 Rose
- DMC 702 Kelly Green
- DMC 743 Medium Yellow
- DMC 434 Light Brown
- DMC 823 Dark Navy Blue
- DMC 437 Light Tan
- DMC 907 Light Parrot Green
- DMC 741 Medium Tangerine

# Lucky me, two pigs and a horseshoe

Needlepoint pattern

Columns 79 to 156, rows 1 to 66. Gray squares: charted already, do not stitch again

This page is the dark part of the chart




## Key

- ● **DMC BLANC** White
- □ **DMC 699** Green
- ◆ **DMC 666** Bright Red
- ▼ **DMC 814** Dark Garnet
- ★ **DMC 797** Royal Blue
- ❖ **DMC 335** Rose
- X **DMC 702** Kelly Green
- H **DMC 743** Medium Yellow
- \+ **DMC 434** Light Brown
- = **DMC 823** Dark Navy Blue
- Z **DMC 437** Light Tan
- A **DMC 907** Light Parrot Green
- V **DMC 741** Medium Tangerine

# Lucky me, two pigs and a horseshoe

Needlepoint pattern

Columns 1 to 52, rows 67 to 156. Gray squares: charted already, do not stitch again

This page is the dark part of the chart




## Key

- ● **DMC BLANC** White
- ■ **DMC 699** Green
- ▲ **DMC 3326** Light Rose
- ◆ **DMC 666** Bright Red
- ▼ **DMC 814** Dark Garnet
- ★ **DMC 797** Royal Blue
- ❖ **DMC 335** Rose
- X **DMC 702** Kelly Green
- H **DMC 743** Medium Yellow
- \+ **DMC 434** Light Brown
- Z **DMC 437** Light Tan
- A **DMC 907** Light Parrot Green
- V **DMC 741** Medium Tangerine
- T **DMC 3865** Winter White

# Lucky me, two pigs and a horseshoe

Needlepoint pattern

This page is the dark part of the chart

Columns 53 to 104, rows 67 to 156. Start at the red outline. Gray squares: charted already, do not stitch again

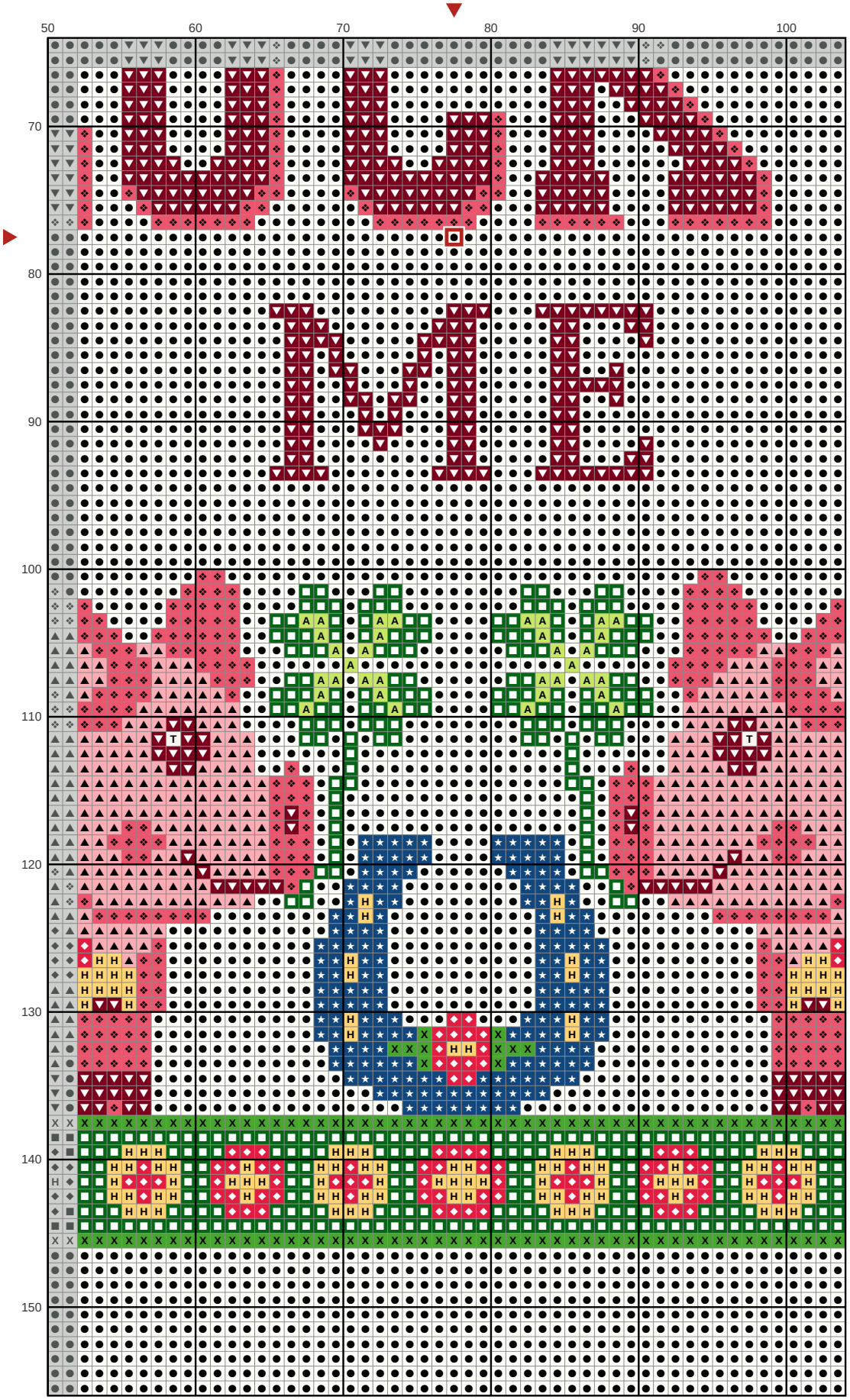


## Key

- DMC BLANC — White
- DMC 699 — Green
- DMC 3326 — Light Rose
- DMC 666 — Bright Red
- DMC 814 — Dark Garnet
- DMC 797 — Royal Blue
- DMC 335 — Rose
- X — DMC 702 — Kelly Green
- H — DMC 743 — Medium Yellow
- A — DMC 907 — Light Parrot Green
- T — DMC 3865 — Winter White

# Lucky me, two pigs and a horseshoe Needlepoint pattern

Columns 105 to 156, rows 67 to 156. Gray squares: charted already, do not stitch again

This page is the dark part of the chart




## Key

- DMC BLANC — White
- DMC 699 — Green
- DMC 3326 — Light Rose
- DMC 666 — Bright Red
- DMC 814 — Dark Garnet
- DMC 797 — Royal Blue
- DMC 335 — Rose
- DMC 702 — Kelly Green
- DMC 743 — Medium Yellow
- DMC 434 — Light Brown
- DMC 437 — Light Tan
- DMC 907 — Light Parrot Green
- DMC 741 — Medium Tangerine
- DMC 3865 — Winter White