Will you marry me? Folk birds pillow

Needlepoint pattern | 160 x 160 stitches | 16 x 16 in (40.6 x 40.6 cm) on 10 mesh | 11 colors



How to stitch it



1. Each square is one tent stitch, up at 1, down at 2. Lines in continental, right to left, the canvas upside down for the next row; wide areas in basketweave.
2. Cut 18 in of thread. Start and end it without a knot left behind.
3. Mark the middle of the canvas. It is the outlined square on page 5, column 80, row 80 (DMC 3865): start there. Count threads, not holes.
4. Go on from it: picture first, background last. Gray squares are on two pages: stitch them once.
5. Last, two more rows all round in DMC 3865: the seam hides them.

First time? How to needlepoint: flossfield.com/needlepoint/guides/how-to-start/
How to read a chart: flossfield.com/needlepoint/guides/how-to-read-a-chart/

What you need

Canvas: blank mono canvas, 10 mesh (10 threads to the inch), cut 20.5 in square (52.1 cm).

Needle: blunt tapestry, size 18. Also masking tape for the cut edges, and small scissors.

Thread: pearl cotton size 3, 11 colors, about 47 skeins in all (an estimate). Stitch with 2 lengths together.

Make it a pillow: backing fabric, an insert the size of the stitching or an inch larger, and cord or piping for the edge. How to finish a pillow.

Thread list, DMC

			stitches	skeins
●	**3865**	Winter White	17,768	29
□	**3346**	Hunter Green	2,098	4
▲	**939**	Very Dark Navy Blue	1,390	3
◆	**321**	Red	1,344	3
▼	**3706**	Medium Melon	990	2
★	**814**	Dark Garnet	600	1
❖	**3810**	Dark Turquoise	472	1
X	**783**	Medium Topaz	438	1
H	**3808**	Ultra Very Dark Turquoise	232	1
+	**471**	Very Light Avocado Green	136	1
=	**744**	Pale Yellow	132	1

Skeins are estimates, with the two extra rows: the thread a stitch takes on the front and back of 10 mesh canvas, plus 30 percent, rounded up for each color.

Thread colors are approximate screen matches to DMC numbers. Check against real thread before you buy.

For your own stitching, gifts and handmade pieces you sell. Do not resell or share this PDF or copies of it.

Will you marry me? Folk birds pillow

Needlepoint pattern

Columns 1 to 80, rows 1 to 69

This page is the dark part of the chart



Key

- DMC 3865 Winter White
- DMC 3346 Hunter Green
- DMC 939 Very Dark Navy Blue
- DMC 321 Red
- DMC 3706 Medium Melon
- DMC 814 Dark Garnet
- DMC 3810 Dark Turquoise
- DMC 783 Medium Topaz
- DMC 3808 Ultra Very Dark Turquoise
- DMC 471 Very Light Avocado Green
- DMC 744 Pale Yellow

Will you marry me? Folk birds pillow

Needlepoint pattern

Columns 81 to 160, rows 1 to 69. Gray squares: charted already, do not stitch again

This page is the dark part of the chart



Key

- DMC 3865 Winter White
- DMC 3346 Hunter Green
- DMC 939 Very Dark Navy Blue
- DMC 321 Red
- DMC 3706 Medium Melon
- DMC 814 Dark Garnet
- DMC 3810 Dark Turquoise
- DMC 783 Medium Topaz
- DMC 3808 Ultra Very Dark Turquoise
- DMC 471 Very Light Avocado Green
- DMC 744 Pale Yellow

Will you marry me? Folk birds pillow

Needlepoint pattern

Columns 1 to 54, rows 70 to 160. Gray squares: charted already, do not stitch again

This page is the dark part of the chart



Key

- ● **DMC 3865** Winter White
- □ **DMC 3346** Hunter Green
- ▲ **DMC 939** Very Dark Navy Blue
- ◆ **DMC 321** Red
- ▼ **DMC 3706** Medium Melon
- ❖ **DMC 3810** Dark Turquoise
- X **DMC 783** Medium Topaz
- H **DMC 3808** Ultra Very Dark Turquoise
- \+ **DMC 471** Very Light Avocado Green
- = **DMC 744** Pale Yellow

Will you marry me? Folk birds pillow

Needlepoint pattern

This page is the dark part of the chart

Columns 55 to 107, rows 70 to 160. Start at the red outline. Gray squares: charted already, do not stitch again



Key

- DMC 3865 Winter White
- DMC 3346 Hunter Green
- DMC 939 Very Dark Navy Blue
- DMC 321 Red
- DMC 3706 Medium Melon
- DMC 814 Dark Garnet
- DMC 3810 Dark Turquoise
- DMC 783 Medium Topaz
- DMC 3808 Ultra Very Dark Turquoise
- DMC 471 Very Light Avocado Green

Will you marry me? Folk birds pillow

Needlepoint pattern

This page is the dark part of the chart

Columns 108 to 160, rows 70 to 160. Gray squares: charted already, do not stitch again



Key

- ● **DMC 3865** Winter White
- □ **DMC 3346** Hunter Green
- ▲ **DMC 939** Very Dark Navy Blue
- ◆ **DMC 321** Red
- ▼ **DMC 3706** Medium Melon
- ❖ **DMC 3810** Dark Turquoise
- X **DMC 783** Medium Topaz
- H **DMC 3808** Ultra Very Dark Turquoise
- \+ **DMC 471** Very Light Avocado Green
- = **DMC 744** Pale Yellow