California orange grove & mission bells

Needlepoint pattern | 90 x 126 stitches | 5 x 7 in (12.7 x 17.8 cm) on 18 mesh | 20 colors



How to stitch it



1. Each square is one tent stitch, up at 1, down at 2. Lines in continental, right to left, the canvas upside down for the next row; wide areas in basketweave.
2. Cut 18 in of thread. Start and end it without a knot left behind.
3. Mark the middle of the canvas. It is the outlined square on page 2, column 45, row 63 (DMC 801): start there. Count threads, not holes.
4. Go on from it: picture first, background last. Gray squares are on two pages: stitch them once.
5. When it is done, block it square.

First time? How to needlepoint: flossfield.com/needlepoint/guides/how-to-start/
How to read a chart: flossfield.com/needlepoint/guides/how-to-read-a-chart/

What you need

Canvas: blank mono canvas, 18 mesh (18 threads to the inch), cut 9 in wide x 11 in high (22.9 x 27.9 cm).

Needle: blunt tapestry, size 22. Also masking tape for the cut edges, and small scissors.

Thread: six-strand floss, 20 colors, about 22 skeins in all (an estimate). Stitch with 4 strands (5 or 6 if canvas shows).

Frame it: acid-free board and a frame.
How to frame needlepoint.

Thread list, DMC

			stitches	skeins
●	**823**	Dark Navy Blue	2,068	2
■	**3844**	Dark Bright Turquoise	1,379	2
▲	**890**	Ultra Dark Pistachio Green	1,107	1
◆	**BLANC**	White	991	1
▼	**3827**	Pale Golden Brown	919	1
★	**434**	Light Brown	754	1
❖	**740**	Tangerine	587	1
X	**209**	Dark Lavender	563	1
H	**900**	Dark Burnt Orange	447	1
+	**702**	Kelly Green	398	1
=	**743**	Medium Yellow	365	1
Z	**3837**	Ultra Dark Lavender	328	1
A	**801**	Dark Coffee Brown	312	1
V	**704**	Bright Chartreuse	277	1
T	**3766**	Light Peacock Blue	255	1
N	**3841**	Pale Baby Blue	233	1
S	**931**	Medium Antique Blue	122	1
K	**783**	Medium Topaz	114	1
E	**780**	Ultra Very Dark Topaz	70	1
C	**742**	Light Tangerine	51	1

Skeins are estimates: the thread a stitch takes on the front and back of 18 mesh canvas, plus 30 percent, rounded up for each color.
Thread colors are approximate screen matches to DMC numbers. Check against real thread before you buy.
For your own stitching, gifts and handmade pieces you sell. Do not resell or share this PDF or copies of it.

California orange grove & mission bells

Needlepoint pattern

Columns 1 to 90, rows 1 to 67. Start at the red outline

This page is the dark part of the chart



Key

- **DMC 823** Dark Navy Blue
- **DMC 3844** Dark Bright Turquoise
- **DMC 890** Ultra Dark Pistachio Green
- **DMC BLANC** White
- **DMC 434** Light Brown
- **DMC 740** Tangerine
- **DMC 209** Dark Lavender
- **DMC 900** Dark Burnt Orange
- **DMC 702** Kelly Green
- **DMC 743** Medium Yellow
- **DMC 3837** Ultra Dark Lavender
- **DMC 801** Dark Coffee Brown
- **DMC 704** Bright Chartreuse
- **DMC 3766** Light Peacock Blue
- **DMC 3841** Pale Baby Blue
- **DMC 931** Medium Antique Blue
- **DMC 783** Medium Topaz
- **DMC 780** Ultra Very Dark Topaz

California orange grove & mission bells

Needlepoint pattern

Columns 1 to 90, rows 68 to 126. Gray squares: charted already, do not stitch again

This page is the dark part of the chart



Key

- **DMC 823** Dark Navy Blue
- **DMC 890** Ultra Dark Pistachio Green
- **DMC BLANC** White
- **DMC 3827** Pale Golden Brown
- **DMC 434** Light Brown
- **DMC 740** Tangerine
- **H** **DMC 900** Dark Burnt Orange
- **+** **DMC 702** Kelly Green
- **=** **DMC 743** Medium Yellow
- **A** **DMC 801** Dark Coffee Brown
- **V** **DMC 704** Bright Chartreuse
- **N** **DMC 3841** Pale Baby Blue
- **C** **DMC 742** Light Tangerine