Folk nativity stocking in snow

Needlepoint pattern | 143 x 234 stitches | 11 x 18 in (27.9 x 45.7 cm) on 13 mesh | 20 colors



Thread key, DMC

			stitches	yards	skeins
●	823	Dark Navy Blue	4,956	47	8
■	BLANC	White	4,645	44	7
▲	304	Medium Red	2,710	26	4
◆	898	Very Dark Coffee Brown	1,635	16	3
▼	3820	Dark Straw	1,605	16	3
★	433	Medium Brown	1,275	13	2
❖	738	Very Light Tan	1,211	12	2
X	932	Light Antique Blue	1,193	12	2
O	3752	Very Light Antique Blue	956	10	2
+	334	Medium Baby Blue	590	6	1
=	909	Very Dark Emerald Green	574	6	1
Z	783	Medium Topaz	449	5	1
A	945	Tawny	256	3	1
V	930	Dark Antique Blue	234	3	1
T	890	Ultra Dark Pistachio Green	184	2	1
N	312	Very Dark Baby Blue	179	2	1
S	3064	Desert Sand	146	2	1
K	3371	Black Brown	80	1	1
E	356	Medium Terra Cotta	22	1	1
C	3712	Medium Salmon	20	1	1

One chart square is one tent stitch over one canvas intersection.

Cut the canvas at least 15 x 22 in (38.1 x 55.9 cm) for 13 mesh: the design and 2 in (5.1 cm) of margin on every side.

22,920 stitches in all, inside the outline: the chart is 143 x 234 at its widest and tallest. Start from the center: a red arrow above the chart marks the center column, and one to the left of it the center row. The arrows are on the pages those lines cross.

The chart is on 4 pages, each cut to what is stitched: bare canvas has no page, and a join falls on plain ground where it can. Pages 2 and 3 are turned on their side, for a part that is wider than it is tall. Where chart pages join, gray squares repeat two rows or columns. The small picture at the top of each chart page shows which part it is.

Thread: six-strand floss, 7 or 8 strands in the needle on 13 mesh (counted at 8), about 44 skeins of 8.7 yd in all. Or pearl cotton size 3, 1 strand, about 25 skeins of 16.4 yd; or tapestry wool, 1 strand, about 38 skeins of 8.7 yd; or Persian wool, 2 strands, about 31 skeins of 8 yd. Wool is numbered differently: match it by eye. Needle: tapestry, size 20.

Yards and skeins are estimates: the thread a stitch takes on the front and back of 13 mesh canvas, plus 30 percent, rounded up for each color (about 228 yards in all, as the thread lies in the needle).

Thread colors are approximate screen matches to DMC numbers. Check against real thread before you buy.

Make it a stocking: also have backing and lining fabric, cord or piping, and a loop. Finishers ask for stockings months before Christmas, and most want two extra rows all round. Ask yours before the edge, and stitch a name first. "How to finish a stocking" is a guide linked from this pattern's page.

For your own stitching, gifts and handmade pieces you sell. Do not resell or share this PDF.

Folk nativity stocking in snow

Needlepoint pattern

Chart 1 of 4: columns 62 to 143, rows 1 to 70

This page is the dark part of the chart



Folk nativity stocking in snow

Needlepoint pattern

Chart 2 of 4: columns 61 to 143, rows 71 to 139; gray squares repeat rows 69 and 70

This page is the dark part of the chart



Folk nativity stocking in snow

Needlepoint pattern

This page is the dark part of the chart

Chart 3 of 4: columns 1 to 72, rows 140 to 234; gray squares repeat rows 138 and 139



Folk nativity stocking in snow

Needlepoint pattern

This page is the dark part of the chart

Chart 4 of 4: columns 73 to 143, rows 140 to 234; gray squares repeat columns 71 and 72 and rows 138 and 139

