Folk nativity stocking in snow

Needlepoint pattern | 143 x 234 stitches | 11 x 18 in (27.9 x 45.7 cm) on 13 mesh | 20 colors



Thread key, DMC

			stitches	yards	skeins
●	**823**	Dark Navy Blue	4,956	47	8
■	**BLANC**	White	4,645	44	7
▲	**304**	Medium Red	2,710	26	4
◆	**898**	Very Dark Coffee Brown	1,635	16	3
▼	**3820**	Dark Straw	1,605	16	3
★	**433**	Medium Brown	1,275	13	2
❖	**738**	Very Light Tan	1,211	12	2
X	**932**	Light Antique Blue	1,193	12	2
O	**3752**	Very Light Antique Blue	956	10	2
+	**334**	Medium Baby Blue	590	6	1
=	**909**	Very Dark Emerald Green	574	6	1
Z	**783**	Medium Topaz	449	5	1
A	**945**	Tawny	256	3	1
V	**930**	Dark Antique Blue	234	3	1
T	**890**	Ultra Dark Pistachio Green	184	2	1
N	**312**	Very Dark Baby Blue	179	2	1
S	**3064**	Desert Sand	146	2	1
K	**3371**	Black Brown	80	1	1
E	**356**	Medium Terra Cotta	22	1	1
C	**3712**	Medium Salmon	20	1	1

One chart square is one tent stitch over one canvas intersection.

Cut the canvas at least 15 x 22 in (38.1 x 55.9 cm) for 13 mesh: the design and 2 in (5.1 cm) of margin on every side.

22,920 stitches in all, inside the outline: the chart is 143 x 234 at its widest and tallest. Start from the center: a red arrow above the chart marks the center column, and one to the left of it the center row. The arrows are on the pages those lines cross.

The chart is on 4 pages, each cut to what is stitched: bare canvas has no page, and a join falls on plain ground where it can. Pages 2 and 3 are turned on their side, for a part that is wider than it is tall. Where chart pages join, gray squares repeat two rows or columns. The small picture at the top of each chart page shows which part it is.

Thread: six-strand floss, 7 or 8 strands in the needle on 13 mesh (counted at 8), about 44 skeins of 8.7 yd in all. Or pearl cotton size 3, 1 strand, about 25 skeins of 16.4 yd; or tapestry wool, 1 strand, about 38 skeins of 8.7 yd; or Persian wool, 2 strands, about 31 skeins of 8 yd. Wool is numbered differently: match it by eye. Needle: tapestry, size 20.

Yards and skeins are estimates: the thread a stitch takes on the front and back of 13 mesh canvas, plus 30 percent, rounded up for each color (about 228 yards in all, as the thread lies in the needle).

Thread colors are approximate screen matches to DMC numbers. Check against real thread before you buy.

Make it a stocking: also have backing and lining fabric, cord or piping, and a loop. Finishers ask for stockings months before Christmas, and most want two extra rows all round. Ask yours before the edge, and stitch a name first. "How to finish a stocking" is a guide linked from this pattern's page.

For your own stitching, gifts and handmade pieces you sell. Do not resell or share this PDF.

Folk nativity stocking in snow

Needlepoint pattern

Chart 1 of 4: columns 62 to 143, rows 1 to 70

This page is the dark part of the chart



Folk nativity stocking in snow

Needlepoint pattern

This page is the dark part of the chart

Chart 2 of 4: columns 61 to 143, rows 71 to 139; gray squares repeat rows 69 and 70



Folk nativity stocking in snow

Needlepoint pattern

Chart 3 of 4: columns 1 to 72, rows 140 to 234; gray squares repeat rows 138 and 139

This page is the dark part of the chart



Folk nativity stocking in snow

Needlepoint pattern

This page is the dark part of the chart

Chart 4 of 4: columns 73 to 143, rows 140 to 234; gray squares repeat columns 71 and 72 and rows 138 and 139

