Twelve days of New Orleans sampler

Needlepoint pattern | 140 x 140 stitches | 14 x 14 in (35.6 x 35.6 cm) on 10 mesh | 24 colors



Thread key, DMC

			stitches	yards	skeins
●	**939**	Very Dark Navy Blue	3,955	49	6
■	**712**	Cream	3,604	45	6
▲	**3820**	Dark Straw	2,739	34	5
◆	**3834**	Dark Grape	1,488	19	3
▼	**3847**	Dark Teal Green	1,485	19	3
★	**3835**	Medium Grape	864	11	2
❖	**783**	Medium Topaz	757	10	2
X	**351**	Coral	641	8	1
O	**3371**	Black Brown	522	7	1
+	**500**	Very Dark Blue Green	496	7	1
=	**433**	Medium Brown	426	6	1
Z	**321**	Red	378	5	1
A	**3346**	Hunter Green	375	5	1
V	**745**	Light Pale Yellow	294	4	1
T	**842**	Very Light Beige Brown	279	4	1
N	**927**	Light Gray Green	255	4	1
S	**926**	Medium Gray Green	231	3	1
K	**435**	Very Light Brown	179	3	1
E	**801**	Dark Coffee Brown	141	2	1
C	**840**	Medium Beige Brown	127	2	1
P	**739**	Ultra Very Light Tan	112	2	1
U	**815**	Medium Garnet	100	2	1
L	**402**	Very Light Mahogany	83	2	1
2	**470**	Light Avocado Green	69	1	1

One chart square is one tent stitch over one canvas intersection.

Cut the canvas at least 18 x 18 in (45.7 x 45.7 cm) for 10 mesh: the design and 2 in (5.1 cm) of margin on every side.

19,600 stitches in all. Start from the center: a red arrow above the chart marks the center column, and one to the left of it the center row. The arrows are on the pages those lines cross.

The chart is divided evenly over 4 pages. Where chart pages join, gray squares repeat two rows or columns. The small picture at the top of each chart page shows which part it is.

Thread: pearl cotton size 3, 2 strands in the needle on 10 mesh, about 44 skeins of 16.4 yd in all. Or six-strand floss, 8 to 10 strands, about 60 skeins of 8.7 yd; or tapestry wool, 1 strand, about 43 skeins of 8.7 yd; or Persian wool, 3 strands, about 45 skeins of 8 yd. Wool is numbered differently: match it by eye. Needle: tapestry, size 16 or 18.

Yards and skeins are estimates: the thread a stitch takes on the front and back of 10 mesh canvas, plus 30 percent, rounded up for each color (about 254 yards in all, as the thread lies in the needle).

Thread colors are approximate screen matches to DMC numbers. Check against real thread before you buy.

Make it a pillow: also have backing fabric, an insert the size of the stitching or an inch larger, and cord or piping for the edge. The seam takes the last two rows: stitch two extra rows all round, or keep the edge plain. "How to finish a pillow" is a guide linked from this pattern's page.

For your own stitching, gifts and handmade pieces you sell. Do not resell or share this PDF.

Twelve days of New Orleans sampler

Needlepoint pattern

Chart 1 of 4: columns 1 to 70, rows 1 to 70

This page is the dark part of the chart



Twelve days of New Orleans sampler

Needlepoint pattern

This page is the dark part of the chart

Chart 2 of 4: columns 71 to 140, rows 1 to 70; gray squares repeat columns 69 and 70



Twelve days of New Orleans sampler

Needlepoint pattern

Chart 3 of 4: columns 1 to 70, rows 71 to 140; gray squares repeat rows 69 and 70

This page is the dark part of the chart



Twelve days of New Orleans sampler

Needlepoint pattern

This page is the dark part of the chart

Chart 4 of 4: columns 71 to 140, rows 71 to 140; gray squares repeat columns 69 and 70 and rows 69 and 70

