Rooster with daisies and butterflies

Needlepoint pattern | 90 x 90 stitches | 5 x 5 in (12.7 x 12.7 cm) on 18 mesh | 15 colors



Thread key, DMC

			stitches	yards	skeins
●	**817**	Very Dark Coral Red	2,076	15	2
■	**939**	Very Dark Navy Blue	1,840	13	2
▲	**739**	Ultra Very Light Tan	915	7	1
◆	**783**	Medium Topaz	861	6	1
▼	**919**	Red Copper	388	3	1
★	**BLANC**	White	376	3	1
❖	**3810**	Dark Turquoise	333	3	1
X	**702**	Kelly Green	272	2	1
O	**699**	Green	219	2	1
+	**3822**	Light Straw	205	2	1
=	**3853**	Dark Autumn Gold	183	2	1
Z	**598**	Light Turquoise	153	2	1
A	**704**	Bright Chartreuse	127	1	1
V	**815**	Medium Garnet	82	1	1
T	**3752**	Very Light Antique Blue	70	1	1

One chart square is one tent stitch over one canvas intersection.

Cut the canvas at least 9 x 9 in (22.9 x 22.9 cm) for 18 mesh: the design and 2 in (5.1 cm) of margin on every side.

8,100 stitches in all. Start from the center: a red arrow above the chart marks the center column, and one to the left of it the center row. The arrows are on the pages those lines cross.

The chart is divided evenly over 2 pages. Where chart pages join, gray squares repeat two columns. The small picture at the top of each chart page shows which part it is.

Thread: six-strand floss, 4 to 6 strands in the needle on 18 mesh (counted at 6), about 17 skeins of 8.7 yd in all. Or pearl cotton size 5, 1 strand, about 15 skeins of 27.3 yd; or Persian wool, 1 strand, about 15 skeins of 8 yd. Wool is numbered differently: match it by eye. Needle: tapestry, size 22.

Yards and skeins are estimates: the thread a stitch takes on the front and back of 18 mesh canvas, plus 30 percent, rounded up for each color (about 63 yards in all, as the thread lies in the needle).

Thread colors are approximate screen matches to DMC numbers. Check against real thread before you buy.

Fit it into a lid: also have the box or tray, acid-free board and backing. Measure the opening first and add a row or two of background to sit under its edge. "How to fit it into a lid" is a guide linked from this pattern's page.

For your own stitching, gifts and handmade pieces you sell. Do not resell or share this PDF or copies of it.

Rooster with daisies and butterflies

Needlepoint pattern

Chart 1 of 2: columns 1 to 45, rows 1 to 90

This page is the dark part of the chart



Key

- **DMC 817** Very Dark Coral Red
- **DMC 939** Very Dark Navy Blue
- **DMC 739** Ultra Very Light Tan
- **DMC 783** Medium Topaz
- **DMC 919** Red Copper
- **DMC BLANC** White
- **DMC 3810** Dark Turquoise
- **DMC 702** Kelly Green
- **DMC 699** Green
- **DMC 3822** Light Straw
- **DMC 3853** Dark Autumn Gold
- **DMC 598** Light Turquoise
- **DMC 704** Bright Chartreuse
- **DMC 815** Medium Garnet
- **DMC 3752** Very Light Antique Blue

Rooster with daisies and butterflies

Needlepoint pattern

Chart 2 of 2: columns 46 to 90, rows 1 to 90; gray squares repeat columns 44 and 45

This page is the dark part of the chart



Key

- DMC 817 Very Dark Coral Red
- DMC 939 Very Dark Navy Blue
- DMC 739 Ultra Very Light Tan
- DMC 783 Medium Topaz
- DMC 919 Red Copper
- DMC BLANC White
- DMC 3810 Dark Turquoise
- DMC 702 Kelly Green
- DMC 699 Green
- DMC 3822 Light Straw
- DMC 3853 Dark Autumn Gold
- DMC 598 Light Turquoise
- DMC 704 Bright Chartreuse
- DMC 815 Medium Garnet
- DMC 3752 Very Light Antique Blue