Santas in a circle, folk art

Needlepoint pattern | 182 x 182 stitches | 14 x 14 in (35.6 x 35.6 cm) on 13 mesh | 21 colors



Thread key, DMC

			stitches	yards	skeins
●	**739**	Ultra Very Light Tan	9,924	95	15
□	**500**	Very Dark Blue Green	9,896	94	15
▲	**3865**	Winter White	3,098	30	5
◆	**321**	Red	2,824	27	5
▼	**502**	Blue Green	1,652	16	3
★	**3031**	Very Dark Mocha Brown	1,612	16	3
❖	**3852**	Very Dark Straw	1,598	16	3
X	**931**	Medium Antique Blue	864	9	2
O	**434**	Light Brown	562	6	1
+	**815**	Medium Garnet	248	3	1
=	**3033**	Very Light Mocha Brown	182	2	1
Z	**437**	Light Tan	126	2	1
A	**951**	Light Tawny	120	2	1
V	**407**	Dark Desert Sand	116	2	1
T	**3328**	Dark Salmon	100	1	1
N	**3371**	Black Brown	80	1	1
S	**3722**	Medium Shell Pink	68	1	1
K	**433**	Medium Brown	16	1	1
E	**3750**	Very Dark Antique Blue	14	1	1
C	**890**	Ultra Dark Pistachio Green	12	1	1
P	**782**	Dark Topaz	12	1	1

One chart square is one tent stitch over one canvas intersection.

Cut the canvas at least 18 x 18 in (45.7 x 45.7 cm) for 13 mesh: the design and 2 in (5.1 cm) of margin on every side.

33,124 stitches in all. Start from the center: a red arrow above the chart marks the center column, and one to the left of it the center row. The arrows are on the pages those lines cross.

The chart is on 5 pages, each cut to what is stitched: bare canvas has no page, and a join falls on plain ground where it can. Pages 2 and 3 are turned on their side, for a part that is wider than it is tall. Where chart pages join, gray squares repeat two rows or columns. The small picture at the top of each chart page shows which part it is.

Thread: six-strand floss, 7 or 8 strands in the needle on 13 mesh (counted at 8), about 64 skeins of 8.7 yd in all. Or pearl cotton size 3, 1 strand, about 33 skeins of 16.4 yd; or tapestry wool, 1 strand, about 50 skeins of 8.7 yd; or Persian wool, 2 strands, about 42 skeins of 8 yd. Wool is numbered differently: match it by eye. Needle: tapestry, size 20.

Yards and skeins are estimates: the thread a stitch takes on the front and back of 13 mesh canvas, plus 30 percent, rounded up for each color (about 327 yards in all, as the thread lies in the needle).

Thread colors are approximate screen matches to DMC numbers. Check against real thread before you buy.

Make it a pillow: also have backing fabric, an insert the size of the stitching or an inch larger, and cord or piping for the edge. The seam takes the last two rows: stitch two extra rows all round, or keep the edge plain. "How to finish a pillow" is a guide linked from this pattern's page.

For your own stitching, gifts and handmade pieces you sell. Do not resell or share this PDF.

Santas in a circle, folk art

Needlepoint pattern

Chart 1 of 5: columns 1 to 91, rows 1 to 74

This page is the dark part of the chart



Santas in a circle, folk art

Needlepoint pattern

This page is the dark part of the chart

Chart 2 of 5: columns 92 to 182, rows 1 to 74; gray squares repeat columns 90 and 91



Santas in a circle, folk art

Needlepoint pattern

This page is the dark part of the chart

Chart 3 of 5: columns 1 to 61, rows 75 to 182; gray squares repeat rows 73 and 74



Santas in a circle, folk art

Needlepoint pattern

This page is the dark part of the chart

Chart 4 of 5: columns 62 to 122, rows 75 to 182; gray squares repeat columns 60 and 61 and rows 73 and 74



Santas in a circle, folk art

Needlepoint pattern

This page is the dark part of the chart

Chart 5 of 5: columns 123 to 182, rows 75 to 182; gray squares repeat columns 121 and 122 and rows 73 and 74

