Swallows with a gold tassel, folk art

Needlepoint pattern | 90 x 90 stitches | 5 x 5 in (12.7 x 12.7 cm) on 18 mesh | 14 colors



How to stitch it



1. Each square is one tent stitch, up at 1, down at 2. Lines in continental, right to left, the canvas upside down for the next row; wide areas in basketweave.
2. Cut 18 in of thread. Start and end it without a knot left behind.
3. Mark the middle of the canvas. It is the outlined square on page 2, column 45, row 45 (DMC 745): start there. Count threads, not holes.
4. Go on from it: picture first, background last. Gray squares are on two pages: stitch them once.
5. Last, two more rows all round in DMC 939: the opening's edge hides them.

First time? How to needlepoint: flossfield.com/needlepoint/guides/how-to-start/
How to read a chart: flossfield.com/needlepoint/guides/how-to-read-a-chart/

What you need

Canvas: blank mono canvas, 18 mesh (18 threads to the inch), cut 9.5 in square (24.1 cm).

Needle: blunt tapestry, size 22. Also masking tape for the cut edges, and small scissors.

Thread: six-strand floss, 14 colors, about 17 skeins in all (an estimate). Stitch with 4 strands (5 or 6 if canvas shows).

Fit it into a lid: the box or tray, acid-free board and backing. Measure the opening first.
How to fit it into a lid.

Thread list, DMC

			stitches	skeins
●	**815**	Medium Garnet	3,222	3
■	**3820**	Dark Straw	998	1
▲	**939**	Very Dark Navy Blue	732	2
◆	**782**	Dark Topaz	626	1
▼	**989**	Forest Green	564	1
★	**745**	Light Pale Yellow	486	1
❖	**322**	Dark Baby Blue	328	1
X	**3810**	Dark Turquoise	278	1
H	**351**	Coral	272	1
+	**712**	Cream	214	1
=	**3325**	Light Baby Blue	156	1
Z	**472**	Ultra Light Avocado Green	140	1
A	**353**	Peach	72	1
V	**3808**	Ultra Very Dark Turquoise	12	1

Skeins are estimates, with the two extra rows: the thread a stitch takes on the front and back of 18 mesh canvas, plus 30 percent, rounded up for each color.

Thread colors are approximate screen matches to DMC numbers. Check against real thread before you buy.

For your own stitching, gifts and handmade pieces you sell. Do not resell or share this PDF or copies of it.

Swallows with a gold tassel, folk art

Needlepoint pattern

Columns 1 to 49, rows 1 to 90. Start at the red outline

This page is the dark part of the chart



Key

- **DMC 815** Medium Garnet
- **DMC 3820** Dark Straw
- **DMC 939** Very Dark Navy Blue
- **DMC 782** Dark Topaz
- **DMC 989** Forest Green
- **DMC 745** Light Pale Yellow
- **DMC 322** Dark Baby Blue
- **DMC 3810** Dark Turquoise
- **DMC 351** Coral
- **DMC 712** Cream
- **DMC 3325** Light Baby Blue
- **DMC 472** Ultra Light Avocado Green
- **DMC 353** Peach
- **DMC 3808** Ultra Very Dark Turquoise

Swallows with a gold tassel, folk art Needlepoint pattern

Columns 50 to 90, rows 1 to 90. Gray squares: charted already, do not stitch again

This page is the dark part of the chart



Key

- **DMC 815** Medium Garnet
- **DMC 3820** Dark Straw
- **DMC 939** Very Dark Navy Blue
- **DMC 782** Dark Topaz
- **DMC 989** Forest Green
- **DMC 745** Light Pale Yellow
- **DMC 322** Dark Baby Blue
- **DMC 3810** Dark Turquoise
- **DMC 351** Coral
- **DMC 712** Cream
- **DMC 3325** Light Baby Blue
- **DMC 472** Ultra Light Avocado Green
- **DMC 353** Peach
- **DMC 3808** Ultra Very Dark Turquoise