Victorian Eastern European bonnet lady

Needlepoint pattern | 90 x 126 stitches | 5 x 7 in (12.7 x 17.8 cm) on 18 mesh | 20 colors



How to stitch it



1. Each square is one tent stitch, up at 1, down at 2. Lines in continental, right to left, the canvas upside down for the next row; wide areas in basketweave.
2. Cut 18 in of thread. Start and end it without a knot left behind.
3. Mark the middle of the canvas. It is the outlined square on page 2, column 45, row 63 (DMC 951): start there. Count threads, not holes.
4. Go on from it: picture first, background last. Gray squares are on two pages: stitch them once.
5. When it is done, block it square.

First time? How to needlepoint: flossfield.com/needlepoint/guides/how-to-start/
How to read a chart: flossfield.com/needlepoint/guides/how-to-read-a-chart/

What you need

Canvas: blank mono canvas, 18 mesh (18 threads to the inch), cut 9 in wide x 11 in high (22.9 x 27.9 cm).

Needle: blunt tapestry, size 22. Also masking tape for the cut edges, and small scissors.

Thread: six-strand floss, 20 colors, about 22 skeins in all (an estimate). Stitch with 4 strands (5 or 6 if canvas shows).

Frame it: acid-free board and a frame.
How to frame needlepoint.

Thread list, DMC

			stitches	skeins				stitches	skeins
●	**3755**	Baby Blue	2,928	3	=	**437**	Light Tan	390	1
■	**BLANC**	White	1,111	1	Z	**3345**	Dark Hunter Green	326	1
▲	**321**	Red	1,022	1	A	**351**	Coral	228	1
◆	**783**	Medium Topaz	761	1	V	**433**	Medium Brown	213	1
▼	**3750**	Very Dark Antique Blue	741	1	T	**3347**	Medium Yellow Green	211	1
★	**3752**	Very Light Antique Blue	696	1	N	**597**	Turquoise	187	1
❖	**739**	Ultra Very Light Tan	567	1	S	**3821**	Straw	166	1
X	**3808**	Ultra Very Dark Turquoise	547	1	K	**758**	Very Light Terra Cotta	118	1
H	**815**	Medium Garnet	519	1	E	**938**	Ultra Dark Coffee Brown	88	1
+	**951**	Light Tawny	500	1	C	**3859**	Light Rosewood	21	1

Skeins are estimates: the thread a stitch takes on the front and back of 18 mesh canvas, plus 30 percent, rounded up for each color.
Thread colors are approximate screen matches to DMC numbers. Check against real thread before you buy.
For your own stitching, gifts and handmade pieces you sell. Do not resell or share this PDF or copies of it.

Victorian Eastern European bonnet lady

Needlepoint pattern

Columns 1 to 90, rows 1 to 67. Start at the red outline

This page is the dark part of the chart



Key

- DMC 3755 Baby Blue
- DMC BLANC White
- DMC 321 Red
- DMC 783 Medium Topaz
- DMC 3750 Very Dark Antique Blue
- DMC 3752 Very Light Antique Blue
- DMC 739 Ultra Very Light Tan
- DMC 3808 Ultra Very Dark Turquoise
- DMC 815 Medium Garnet
- DMC 951 Light Tawny
- DMC 437 Light Tan
- DMC 3345 Dark Hunter Green
- DMC 351 Coral
- DMC 433 Medium Brown
- DMC 3347 Medium Yellow Green
- DMC 597 Turquoise
- DMC 3821 Straw
- DMC 758 Very Light Terra Cotta
- DMC 938 Ultra Dark Coffee Brown
- DMC 3859 Light Rosewood

Victorian Eastern European bonnet lady

Needlepoint pattern

Columns 1 to 90, rows 68 to 126. Gray squares: charted already, do not stitch again

This page is the dark part of the chart



Key

- DMC 3755 Baby Blue
- DMC BLANC White
- DMC 321 Red
- DMC 783 Medium Topaz
- DMC 3750 Very Dark Antique Blue
- DMC 3752 Very Light Antique Blue
- DMC 739 Ultra Very Light Tan
- DMC 3808 Ultra Very Dark Turquoise
- DMC 815 Medium Garnet
- DMC 951 Light Tawny
- DMC 437 Light Tan
- DMC 3345 Dark Hunter Green
- DMC 351 Coral
- DMC 433 Medium Brown
- DMC 3347 Medium Yellow Green
- DMC 597 Turquoise
- DMC 3821 Straw
- DMC 758 Very Light Terra Cotta
- DMC 938 Ultra Dark Coffee Brown
- DMC 3859 Light Rosewood