White rabbit nutcracker stand-up

Needlepoint pattern | 208 x 218 stitches | all pieces 11.6 x 12.1 in (29.4 x 30.8 cm) on 18 mesh | 20 colors



Thread key, DMC

			stitches	yards	skeins
●	939	Very Dark Navy Blue	4,729	33	4
■	BLANC	White	2,845	20	3
▲	321	Red	2,767	19	3
◆	712	Cream	2,042	14	2
▼	3820	Dark Straw	1,999	14	2
★	3809	Very Dark Turquoise	1,537	11	2
❖	815	Medium Garnet	748	6	1
X	3753	Ultra Very Light Antique Blue	678	5	1
O	3822	Light Straw	432	3	1
+	350	Medium Coral	430	3	1
=	761	Light Salmon	412	3	1
Z	932	Light Antique Blue	350	3	1
A	930	Dark Antique Blue	316	3	1
V	3808	Ultra Very Dark Turquoise	240	2	1
T	818	Baby Pink	238	2	1
N	3810	Dark Turquoise	236	2	1
S	435	Very Light Brown	233	2	1
K	3350	Ultra Dark Dusty Rose	165	2	1
E	782	Dark Topaz	163	2	1
C	433	Medium Brown	150	2	1

One chart square is one tent stitch over one canvas intersection.

Cut the canvas at least 15.6 x 16.1 in (39.5 x 40.9 cm) for 18 mesh: the design and 2 in (5.1 cm) of margin on every side.

20,710 stitches in all, in 3 pieces: the front 100 x 176, the back 100 x 176, the base 66 x 34. Leave bare canvas between the pieces, as charted, and start each from its own center.

The chart is on 6 pages, each cut to what is stitched: bare canvas has no page, and a join falls on plain ground where it can. Pages 2 and 3 are turned on their side, for a part that is wider than it is tall. Where chart pages join, gray squares repeat two rows or columns. The small picture at the top of each chart page shows which part it is.

Thread: six-strand floss, 4 to 6 strands in the needle on 18 mesh (counted at 6), about 30 skeins of 8.7 yd in all. Or pearl cotton size 5, 1 strand, about 21 skeins of 27.3 yd; or Persian wool, 1 strand, about 21 skeins of 8 yd. Wool is numbered differently: match it by eye. Needle: tapestry, size 22.

Yards and skeins are estimates: the thread a stitch takes on the front and back of 18 mesh canvas, plus 30 percent, rounded up for each color (about 151 yards in all, as the thread lies in the needle).

Thread colors are approximate screen matches to DMC numbers. Check against real thread before you buy.

Make it an ornament: also have board, thin batting, backing fabric and twisted cord. Stitch two or three extra rows of background all round: the edge of the board takes them. "How to finish an ornament" is a guide linked from this pattern's page.

For your own stitching, gifts and handmade pieces you sell. Do not resell or share this PDF or copies of it.

White rabbit nutcracker stand-up

Needlepoint pattern

Chart 1 of 6: columns 14 to 104, rows 3 to 79

This page is the dark part of the chart



Key

- DMC 939
- DMC BLANC
- DMC 321 Red
- DMC 712 Cream
- DMC 3820
- DMC 3809
- DMC 815
- DMC 3753
- DMC 3822
- DMC 350
- DMC 761
- DMC 932
- DMC 930
- DMC 3808
- DMC 818 Baby Pink
- DMC 3810
- DMC 3350

White rabbit nutcracker stand-up

Needlepoint pattern

This page is the dark part of the chart

Chart 2 of 6: columns 105 to 195, rows 3 to 79; gray squares repeat columns 103 and 104

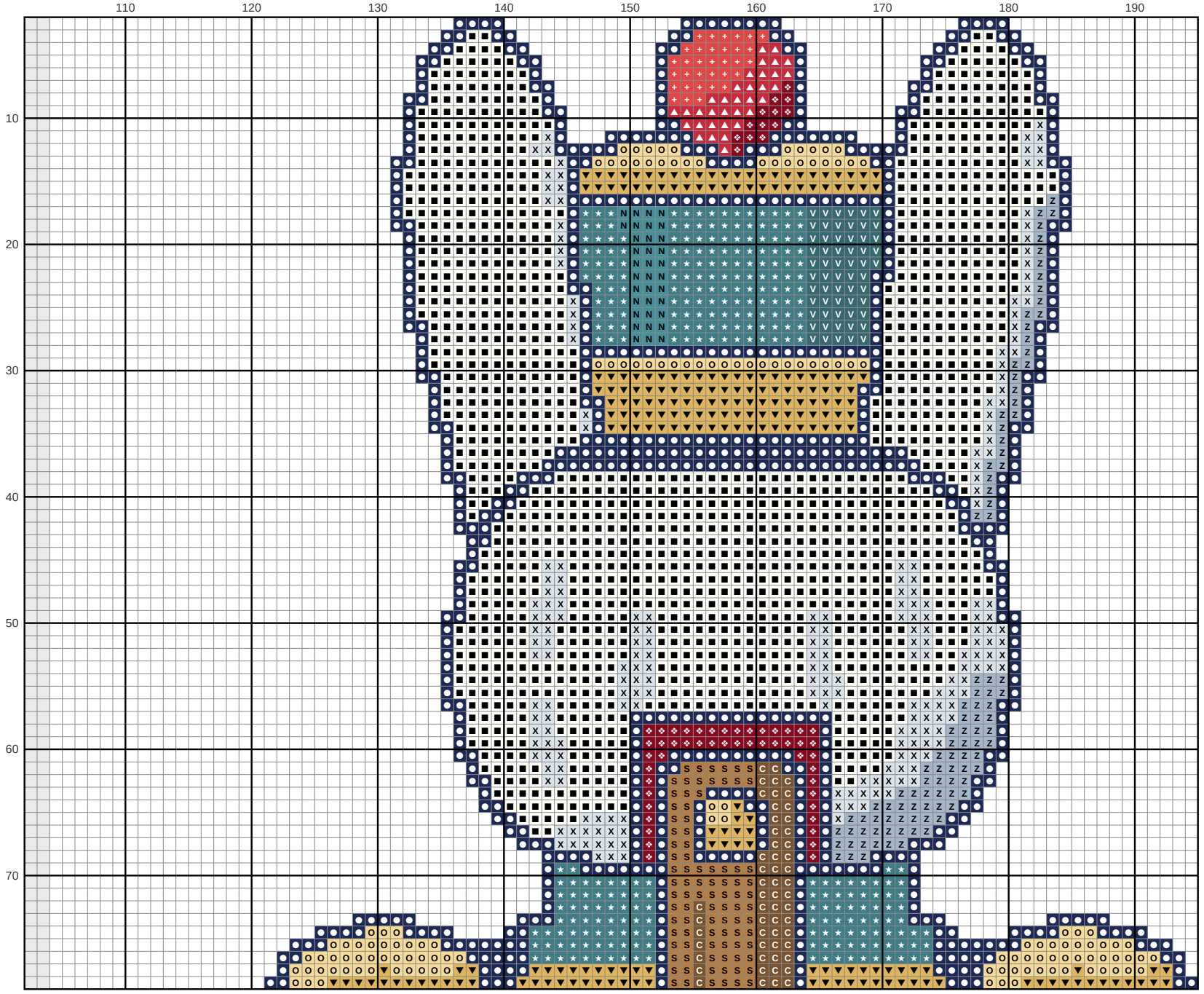

Key

- DMC 939
- DMC BLANC
- DMC 321 Red
- DMC 3820
- DMC 3809
- DMC 815
- DMC 3753
- DMC 3822
- DMC 350
- DMC 932
- DMC 3808
- DMC 3810
- DMC 435
- DMC 433

White rabbit nutcracker stand-up Needlepoint pattern

Chart 3 of 6: columns 10 to 73, rows 80 to 176; gray squares repeat rows 78 and 79

This page is the dark part of the chart



Key

- DMC 939
- DMC BLANC
- DMC 321 Red
- DMC 712 Cream
- DMC 3820
- DMC 3809
- DMC 815
- DMC 3753
- DMC 3822
- DMC 350
- DMC 761
- DMC 932
- DMC 930
- DMC 3808
- DMC 818
- DMC 3810
- DMC 782

White rabbit nutcracker stand-up Needlepoint pattern

This page is the dark part of the chart

Chart 4 of 6: columns 74 to 136, rows 80 to 176; gray squares repeat columns 72 and 73 and rows 78 and 79

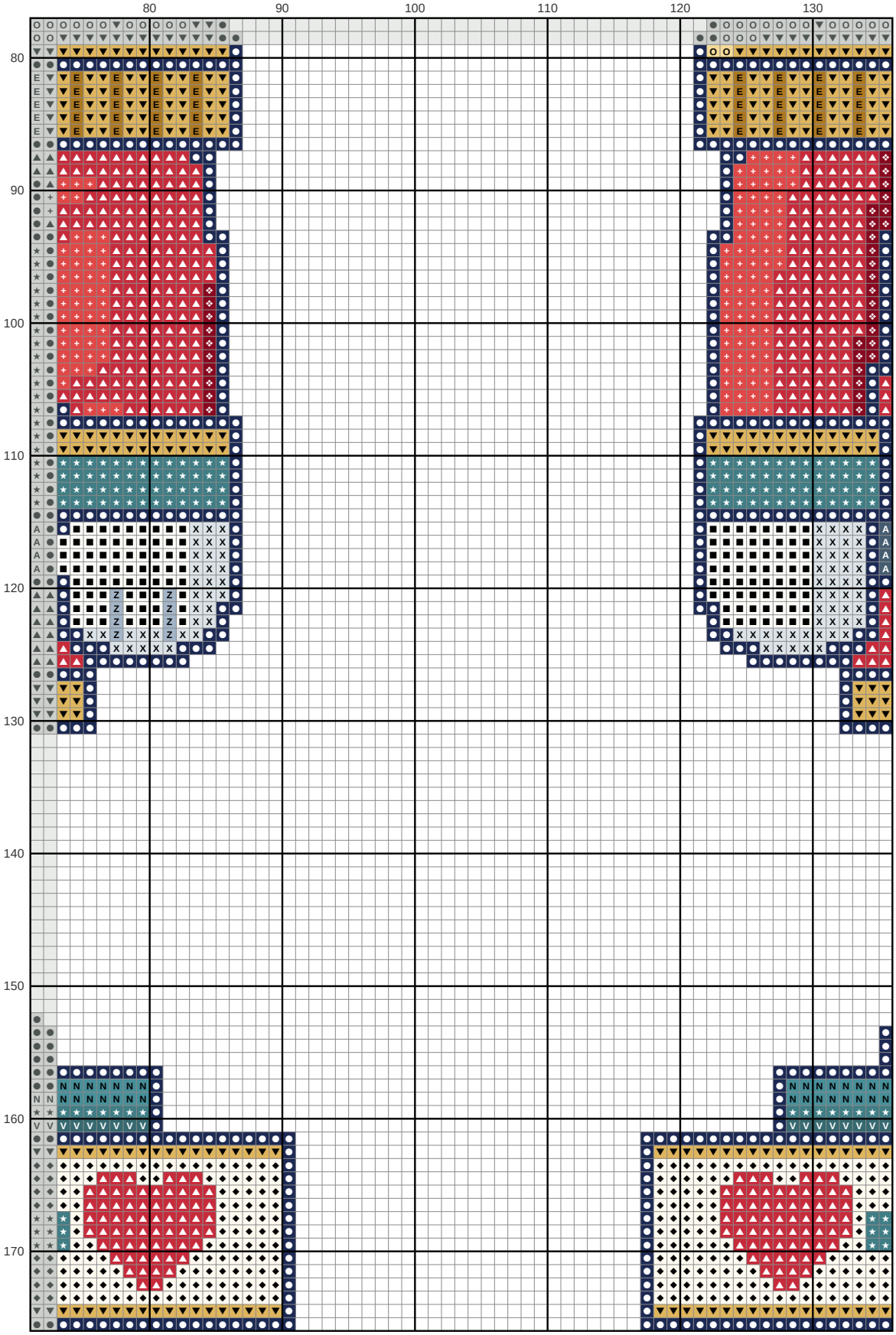

Key

- DMC 939
- DMC BLANC
- DMC 321 Red
- DMC 712 Cream
- DMC 3820
- DMC 3809
- DMC 815
- DMC 3753
- DMC 3822
- DMC 350
- DMC 932
- DMC 930
- DMC 3808
- DMC 3810
- DMC 782

White rabbit nutcracker stand-up Needlepoint pattern

This page is the dark part of the chart

Chart 5 of 6: columns 137 to 199, rows 80 to 176; gray squares repeat columns 135 and 136 and rows 78 and 79

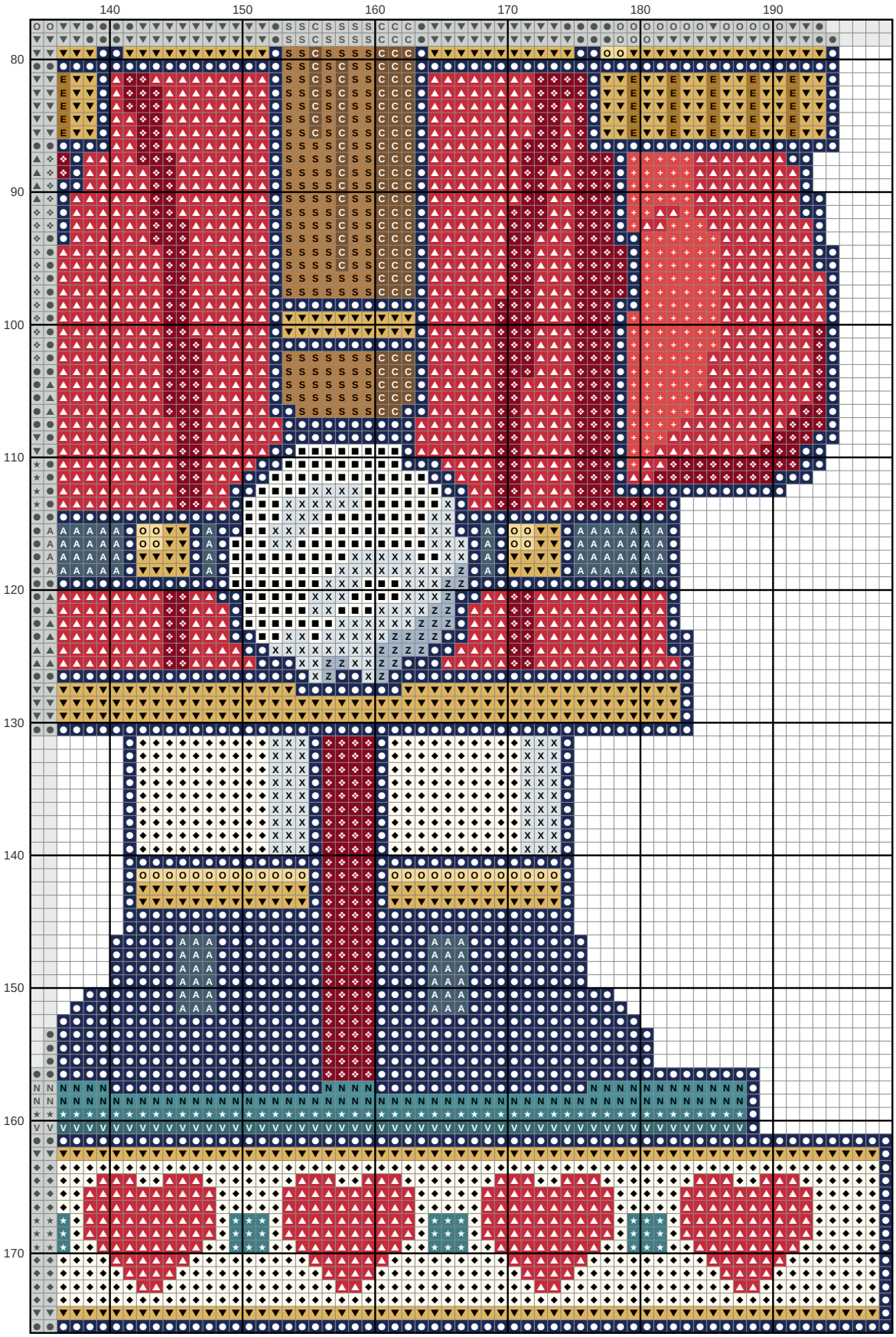

Key

- DMC 939
- DMC BLANC
- DMC 321 Red
- DMC 712 Cream
- DMC 3820
- DMC 3809
- DMC 815
- DMC 3753
- DMC 3822
- DMC 350
- DMC 932
- DMC 930
- DMC 3808
- DMC 3810
- DMC 435
- DMC 782
- DMC 433

White rabbit nutcracker stand-up Needlepoint pattern

This page is the dark part of the chart

Chart 6 of 6: columns 72 to 137, rows 177 to 218; gray squares repeat rows 175 and 176



Key

- **DMC 939** Very Dark Navy Blue
- **DMC 712** Cream
- **DMC 3809** Very Dark Turquoise
- **DMC 321** Red
- **DMC 3820** Dark Straw