Four-way spires bargello pillow

Needlepoint pattern | 156 x 156 canvas threads | 12 x 12 in (30.5 x 30.5 cm) on 13 mesh | 5 colors



How to stitch it



1. Each bar is one straight stitch over 4 canvas threads: up at 1, down at 2. A shorter bar is a shorter stitch.
2. Cut 18 in of thread. Start and end it without a knot left behind.
3. Mark the middle of the canvas. Start there with the round that has the heavy outline, and work outward.
4. A lighter line stands every ten squares. In the side quarters a row is a line of holes. Gray squares are on two pages: stitch them once.
5. Last, two rows of tent stitch all round in DMC 800: the seam hides them.

The center is a hole, with 78 canvas threads on each side of it. Work the round with the heavy outline first: 16 stitches in DMC 823, over 1 to 4 threads. Then work outward, a round at a time.

What you need

Canvas: blank mono canvas, 13 mesh (13 threads to the inch), cut 16.5 in square (41.9 cm).

Needle: blunt tapestry, size 20. Also masking tape for the cut edges, and small scissors.

Thread: pearl cotton size 3, 5 colors, about 11 skeins in all (an estimate). Stitch with 1 length.

Make it a pillow: backing fabric, an insert the size of the stitching or an inch larger, and cord or piping for the edge. How to finish a pillow.

First time? What is bargello: flossfield.com/needlepoint/guides/what-is-bargello/#how-to-begin

Thread list

			squares	skeins of pearl
▼	**DMC 800**	Pale Delft Blue	5,208	3
◆	**DMC 809**	Delft Blue	4,928	2
●	**DMC 823**	Dark Navy Blue	4,760	2
▲	**DMC 799**	Medium Delft Blue	4,736	2
■	**DMC 797**	Royal Blue	4,704	2

Skeins are estimates, with the two extra rows: the thread a stitch takes on the front and back of 13 mesh canvas, plus 30 percent, rounded up for each color.

Thread colors are approximate screen matches to DMC numbers. Check against real thread before you buy.

For your own stitching, gifts and handmade pieces you sell. Do not resell or share this PDF or copies of it.

Four-way spires bargello pillow

Needlepoint pattern

Columns 1 to 52, rows 1 to 86

This page is the dark part of the chart



Key

- **DMC 800** Pale Delft Blue
- **DMC 809** Delft Blue
- **DMC 823** Dark Navy Blue
- **DMC 799** Medium Delft Blue
- **DMC 797** Royal Blue

Four-way spires bargello pillow

Needlepoint pattern

Columns 53 to 104, rows 1 to 86. Gray squares: charted already, do not stitch again

This page is the dark part of the chart



Key

- **DMC 800** Pale Delft Blue
- **DMC 809** Delft Blue
- **DMC 823** Dark Navy Blue
- **DMC 799** Medium Delft Blue
- **DMC 797** Royal Blue

Four-way spires bargello pillow Needlepoint pattern

Columns 105 to 156, rows 1 to 86. Gray squares: charted already, do not stitch again

This page is the dark part of the chart



Key

- **DMC 800** Pale Delft Blue
- **DMC 809** Delft Blue
- **DMC 823** Dark Navy Blue
- **DMC 799** Medium Delft Blue
- **DMC 797** Royal Blue

Four-way spires bargello pillow Needlepoint pattern

Columns 1 to 52, rows 87 to 156. Gray squares: charted already, do not stitch again

This page is the dark part of the chart



Key

- **DMC 800** Pale Delft Blue
- **DMC 823** Dark Navy Blue
- **DMC 797** Royal Blue
- **DMC 809** Delft Blue
- **DMC 799** Medium Delft Blue

Four-way spires bargello pillow

Needlepoint pattern

Columns 53 to 104, rows 87 to 156. Gray squares: charted already, do not stitch again

This page is the dark part of the chart



Key

- **DMC 800** Pale Delft Blue
- **DMC 809** Delft Blue
- **DMC 823** Dark Navy Blue
- **DMC 799** Medium Delft Blue
- **DMC 797** Royal Blue

Four-way spires bargello pillow Needlepoint pattern

Columns 105 to 156, rows 87 to 156. Gray squares: charted already, do not stitch again

This page is the dark part of the chart



Key

- **DMC 800** Pale Delft Blue
- **DMC 823** Dark Navy Blue
- **DMC 797** Royal Blue
- **DMC 809** Delft Blue
- **DMC 799** Medium Delft Blue