Desert southwest pillow with agave

Needlepoint pattern | 160 x 160 stitches | 16 x 16 in (40.6 x 40.6 cm) on 10 mesh | 15 colors



How to stitch it



1. Each square is one tent stitch, up at 1, down at 2. Lines in continental, right to left, the canvas upside down for the next row; wide areas in basketweave.
2. Cut 18 in of thread. Start and end it without a knot left behind.
3. Mark the middle of the canvas. It is the outlined square on page 5, column 80, row 80 (DMC 522): start there. Count threads, not holes.
4. Go on from it: picture first, background last. Gray squares are on two pages: stitch them once.
5. Last, two more rows all round in DMC 919: the seam hides them.

First time? How to needlepoint: flossfield.com/needlepoint/guides/how-to-start/
How to read a chart: flossfield.com/needlepoint/guides/how-to-read-a-chart/

What you need

Canvas: blank mono canvas, 10 mesh (10 threads to the inch), cut 20.5 in square (52.1 cm).

Needle: blunt tapestry, size 18. Also masking tape for the cut edges, and small scissors.

Thread: pearl cotton size 3, 15 colors, about 48 skeins in all (an estimate). Stitch with 2 lengths together.

Make it a pillow: backing fabric, an insert the size of the stitching or an inch larger, and cord or piping for the edge. How to finish a pillow.

Thread list, DMC

			stitches	skeins
●	823	Dark Navy Blue	6,836	11
□	921	Copper	3,412	6
▲	919	Red Copper	3,072	7
◆	783	Medium Topaz	2,480	4
▼	597	Turquoise	2,136	4
★	ECRU	Ecru	1,476	3
❖	437	Light Tan	1,124	2
X	520	Dark Fern Green	984	2
H	3809	Very Dark Turquoise	964	2
+	712	Cream	776	2
=	500	Very Dark Blue Green	608	1
Z	522	Fern Green	596	1
A	150	Ultra Very Dark Dusty Rose	556	1
V	524	Very Light Fern Green	452	1
T	743	Medium Yellow	128	1

Skeins are estimates, with the two extra rows: the thread a stitch takes on the front and back of 10 mesh canvas, plus 30 percent, rounded up for each color.

Thread colors are approximate screen matches to DMC numbers. Check against real thread before you buy.

For your own stitching, gifts and handmade pieces you sell. Do not resell or share this PDF or copies of it.

Desert southwest pillow with agave

Needlepoint pattern

Columns 1 to 80, rows 1 to 69

This page is the dark part of the chart



Key

- **DMC 823** Dark Navy Blue
- **DMC 921** Copper
- **DMC 919** Red Copper
- **DMC 783** Medium Topaz
- **DMC 597** Turquoise
- **DMC ECRU** Ecru
- **DMC 437** Light Tan
- **DMC 520** Dark Fern Green
- **DMC 3809** Very Dark Turquoise
- **DMC 712** Cream
- **DMC 500** Very Dark Blue Green
- **DMC 522** Fern Green
- **DMC 150** Ultra Very Dark Dusty Rose
- **DMC 524** Very Light Fern Green
- **DMC 743** Medium Yellow

Desert southwest pillow with agave

Needlepoint pattern

Columns 81 to 160, rows 1 to 69. Gray squares: charted already, do not stitch again

This page is the dark part of the chart



Key

- **DMC 823** Dark Navy Blue
- **DMC 921** Copper
- **DMC 919** Red Copper
- **DMC 783** Medium Topaz
- **DMC 597** Turquoise
- **DMC ECRU** Ecru
- **DMC 437** Light Tan
- **X** **DMC 520** Dark Fern Green
- **H** **DMC 3809** Very Dark Turquoise
- **+** **DMC 712** Cream
- **=** **DMC 500** Very Dark Blue Green
- **Z** **DMC 522** Fern Green
- **A** **DMC 150** Ultra Very Dark Dusty Rose
- **V** **DMC 524** Very Light Fern Green
- **T** **DMC 743** Medium Yellow

Desert southwest pillow with agave

Needlepoint pattern

This page is the dark part of the chart



Columns 1 to 54, rows 70 to 160. Gray squares: charted already, do not stitch again



Key

- **DMC 823** Dark Navy Blue
- **DMC 921** Copper
- **DMC 919** Red Copper
- **DMC 783** Medium Topaz
- **DMC 597** Turquoise
- **DMC ECRU** Ecru
- **DMC 437** Light Tan
- **DMC 520** Dark Fern Green
- **DMC 3809** Very Dark Turquoise
- **DMC 712** Cream
- **DMC 500** Very Dark Blue Green
- **DMC 522** Fern Green
- **DMC 150** Ultra Very Dark Dusty Rose
- **DMC 524** Very Light Fern Green
- **DMC 743** Medium Yellow

Desert southwest pillow with agave

Needlepoint pattern

This page is the dark part of the chart

Columns 55 to 107, rows 70 to 160. Start at the red outline. Gray squares: charted already, do not stitch again



Key

- **DMC 823** Dark Navy Blue
- **DMC 921** Copper
- **DMC 919** Red Copper
- **DMC 783** Medium Topaz
- **DMC 597** Turquoise
- **DMC ECRU** Ecru
- **DMC 520** Dark Fern Green
- **DMC 3809** Very Dark Turquoise
- **DMC 500** Very Dark Blue Green
- **DMC 522** Fern Green
- **DMC 150** Ultra Very Dark Dusty Rose
- **DMC 524** Very Light Fern Green

Desert southwest pillow with agave

Needlepoint pattern

This page is the dark part of the chart

Columns 108 to 160, rows 70 to 160. Gray squares: charted already, do not stitch again



Key

- **DMC 823** Dark Navy Blue
- **DMC 921** Copper
- **DMC 919** Red Copper
- **DMC 783** Medium Topaz
- **DMC 597** Turquoise
- **DMC ECRU** Ecru
- **DMC 437** Light Tan
- **X** **DMC 520** Dark Fern Green
- **H** **DMC 3809** Very Dark Turquoise
- **+** **DMC 712** Cream
- **=** **DMC 500** Very Dark Blue Green
- **Z** **DMC 522** Fern Green
- **A** **DMC 150** Ultra Very Dark Dusty Rose
- **V** **DMC 524** Very Light Fern Green
- **T** **DMC 743** Medium Yellow