Bargello bookmark, sunset colors

Needlepoint pattern | 27 x 117 canvas threads | 1.5 x 6.5 in (3.8 x 16.5 cm) on 18 mesh | 6 colors



Thread key

			squares	yards	skeins of pearl
●	**DMC 3803**	Dark Mauve	1,002	5	1
■	**DMC 3340**	Medium Apricot	729	4	1
▲	**DMC 550**	Very Dark Violet	548	3	1
◆	**DMC 742**	Light Tangerine	496	3	1
▼	**DMC 3823**	Ultra Pale Yellow	288	2	1
★	**DMC 3812**	Very Dark Seagreen	96	1	1

Each upright stitch covers 4 canvas threads; some along the top and bottom edges are shorter, to end at the edge. One chart square is one canvas thread, and each outlined bar is one stitch, with its symbol in the middle.

Cut the canvas at least 5.5 x 10.5 in (14 x 26.7 cm) for 18 mesh: the design and 2 in (5.1 cm) of margin on every side.

3,159 chart squares stitched in all. Start from the center: a red arrow above the chart marks the center column, and one to the left of it the center row. The arrows are on the pages those lines cross.

The chart is divided evenly over 2 pages. Where chart pages join, gray squares repeat two rows. The small picture at the top of each chart page shows which part it is.

Thread: pearl cotton size 5, 1 strand in the needle on 18 mesh, about 6 skeins of 27.3 yd in all. Or six-strand floss, 4 to 6 strands, about 6 skeins of 8.7 yd; or Persian wool, 1 strand, about 6 skeins of 8 yd. Wool is numbered differently: match it by eye. Needle: tapestry, size 22.

Yards and skeins are estimates: the thread a stitch takes on the front and back of 18 mesh canvas, plus 30 percent, rounded up for each color (about 18 yards in all, as the thread lies in the needle).

Thread colors are approximate screen matches to DMC numbers. Check against real thread before you buy.

When it is stitched: also have a finisher, or the fabric and cord to make it up yourself. Ask before you stitch the edge: some finishes take extra rows, which are worked in tent stitch, outside the pattern. "Ways to finish needlepoint" is a guide linked from this pattern's page.

For your own stitching, gifts and handmade pieces you sell. Do not resell or share this PDF or copies of it.

Bargello bookmark, sunset colors

Needlepoint pattern

Chart 1 of 2: columns 1 to 27, rows 1 to 59

This page is the dark part of the chart



Key

- **DMC 3803** Dark Mauve
- **DMC 3340** Medium Apricot
- **DMC 550** Very Dark Violet
- **DMC 742** Light Tangerine
- **DMC 3823** Ultra Pale Yellow
- **DMC 3812** Very Dark Seagreen

Bargello bookmark, sunset colors

Needlepoint pattern

Chart 2 of 2: columns 1 to 27, rows 60 to 117; gray squares repeat rows 58 and 59

This page is the dark part of the chart



Key

- **DMC 3803** Dark Mauve
- **DMC 3340** Medium Apricot
- **DMC 550** Very Dark Violet
- **DMC 742** Light Tangerine
- **DMC 3823** Ultra Pale Yellow
- **DMC 3812** Very Dark Seagreen