Bargello four-way table topper

Needlepoint pattern | 182 x 182 stitches | 14 x 14 in (35.6 x 35.6 cm) on 13 mesh | 11 colors



Thread key

			stitches	yards	skeins
●	**DMC 939**	Very Dark Navy Blue	8,876	85	13
■	**DMC 3844**	Dark Bright Turquoise	4,312	41	7
▲	**DMC 336**	Navy Blue	4,068	39	6
◆	**DMC 3761**	Light Sky Blue	3,008	29	5
▼	**DMC 3765**	Very Dark Peacock Blue	2,384	23	4
★	**DMC 712**	Cream	2,340	23	4
❖	**DMC 552**	Medium Violet	1,868	18	3
X	**DMC 815**	Medium Garnet	1,756	17	3
O	**DMC 321**	Red	1,652	16	3
+	**DMC 351**	Coral	1,548	15	3
=	**DMC 3856**	Ultra Very Light Mahogany	1,312	13	2

One chart square is one tent stitch over one canvas intersection.

Cut the canvas at least 18 x 18 in (45.7 x 45.7 cm) for 13 mesh: the design and 2 in (5.1 cm) of margin on every side.

33,124 stitches in all. Start from the center: a red arrow above the chart marks the center column, and one to the left of it the center row. The arrows are on the pages those lines cross.

The chart is divided evenly over 6 pages. Where chart pages join, gray squares repeat two rows or columns. The small picture at the top of each chart page shows which part it is.

Thread: six-strand floss, 7 or 8 strands in the needle on 13 mesh (counted at 8), about 53 skeins of 8.7 yd in all. Or pearl cotton size 3, 1 strand, about 25 skeins of 16.4 yd; or tapestry wool, 1 strand, about 41 skeins of 8.7 yd; or Persian wool, 2 strands, about 33 skeins of 8 yd. Wool is numbered differently: match it by eye. Needle: tapestry, size 20.

Yards and skeins are estimates: the thread a stitch takes on the front and back of 13 mesh canvas, plus 30 percent, rounded up for each color (about 319 yards in all, as the thread lies in the needle).

Thread colors are approximate screen matches to DMC numbers. Check against real thread before you buy.

When it is stitched: also have a finisher, or the fabric and cord to make it up yourself. Ask before you stitch the edge: some finishes take extra rows. "Ways to finish needlepoint" is a guide linked from this pattern's page.

For your own stitching, gifts and handmade pieces you sell. Do not resell or share this PDF.

Bargello four-way table topper

Needlepoint pattern

This page is the dark part of the chart

Chart 1 of 6: columns 1 to 61, rows 1 to 91



Bargello four-way table topper

Needlepoint pattern

This page is the dark part of the chart

Chart 2 of 6: columns 62 to 122, rows 1 to 91; gray squares repeat columns 60 and 61

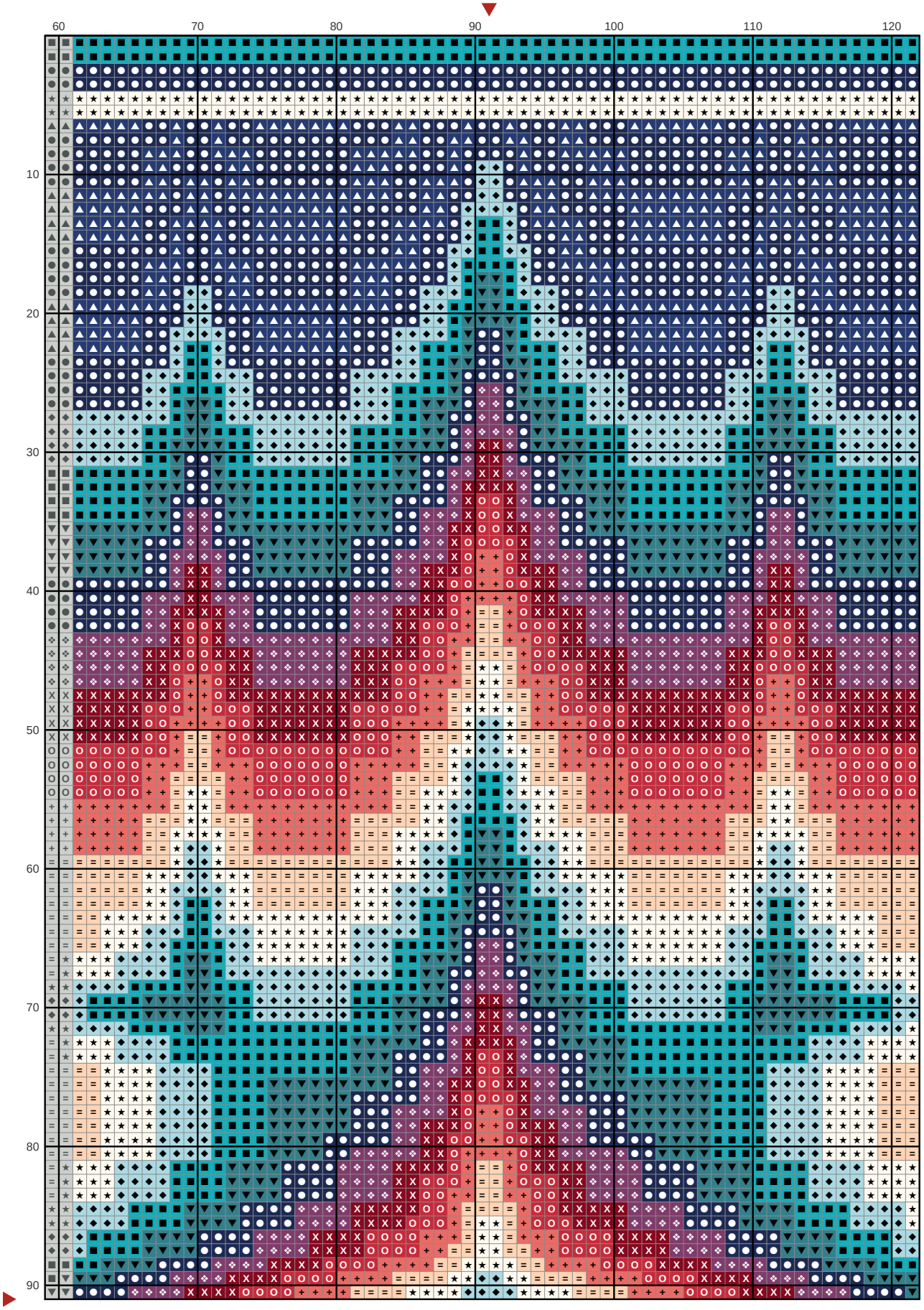

Bargello four-way table topper

Needlepoint pattern

This page is the dark part of the chart

Chart 3 of 6: columns 123 to 182, rows 1 to 91; gray squares repeat columns 121 and 122



Bargello four-way table topper

Needlepoint pattern

This page is the dark part of the chart

Chart 4 of 6: columns 1 to 61, rows 92 to 182; gray squares repeat rows 90 and 91



Bargello four-way table topper

Needlepoint pattern

This page is the dark part of the chart

Chart 5 of 6: columns 62 to 122, rows 92 to 182; gray squares repeat columns 60 and 61 and rows 90 and 91



Bargello four-way table topper

Needlepoint pattern

This page is the dark part of the chart

Chart 6 of 6: columns 123 to 182, rows 92 to 182; gray squares repeat columns 121 and 122 and rows 90 and 91

