Snap tray with a brass key

Needlepoint pattern | 90 x 90 stitches | 5 x 5 in (12.7 x 12.7 cm) on 18 mesh | 10 colors



How to stitch it



1. Each square is one tent stitch, up at 1, down at 2. Lines in continental, right to left, the canvas upside down for the next row; wide areas in basketweave.
2. Cut 18 in of thread. Start and end it without a knot left behind.
3. Mark the middle of the canvas. It is the outlined square on page 2, column 45, row 45 (DMC 783): start there. Count threads, not holes.
4. Go on from it: picture first, background last. Gray squares are on two pages: stitch them once.
5. Last, two more rows all round, each stitch in the color it lies beside: the opening's edge hides them.

First time? How to needlepoint: flossfield.com/needlepoint/guides/how-to-start/
How to read a chart: flossfield.com/needlepoint/guides/how-to-read-a-chart/

What you need

Canvas: blank mono canvas, 18 mesh (18 threads to the inch), cut 9.5 in square (24.1 cm).

Needle: blunt tapestry, size 22. Also masking tape for the cut edges, and small scissors.

Thread: six-strand floss, 10 colors, about 13 skeins in all (an estimate). Stitch with 4 strands (5 or 6 if canvas shows).

Fit it into a lid: the box or tray, acid-free board and backing. Measure the opening first.
How to fit it into a lid.

Thread list

			stitches	skeins of floss
●	**DMC 3818**	Ultra Very Dark Emerald Green	1,800	2
■	**DMC BLANC**	White	1,764	2
▲	**DMC 336**	Navy Blue	1,555	2
◆	**DMC 798**	Dark Delft Blue	1,139	1
▼	**DMC 783**	Medium Topaz	814	1
★	**DMC 898**	Very Dark Coffee Brown	285	1
❖	**DMC 939**	Very Dark Navy Blue	257	1
X	**DMC 975**	Dark Golden Brown	237	1
H	**DMC 745**	Light Pale Yellow	127	1
+	**DMC 3820**	Dark Straw	122	1

Skeins are estimates, with the two extra rows: the thread a stitch takes on the front and back of 18 mesh canvas, plus 30 percent, rounded up for each color.

Thread colors are approximate screen matches to DMC numbers. Check against real thread before you buy.

For your own stitching, gifts and handmade pieces you sell. Do not resell or share this PDF or copies of it.

Snap tray with a brass key

Needlepoint pattern

Columns 1 to 45, rows 1 to 90. Start at the red outline

This page is the dark part of the chart



Key

- **DMC 3818** Ultra Very Dark Emerald Green
- **DMC BLANC** White
- **DMC 336** Navy Blue
- **DMC 798** Dark Delft Blue
- **DMC 783** Medium Topaz
- **DMC 898** Very Dark Coffee Brown
- **DMC 939** Very Dark Navy Blue
- **DMC 975** Dark Golden Brown
- **DMC 745** Light Pale Yellow
- **DMC 3820** Dark Straw

Snap tray with a brass key

Needlepoint pattern

This page is the dark part of the chart

Columns 46 to 90, rows 1 to 90. Gray squares: charted already, do not stitch again

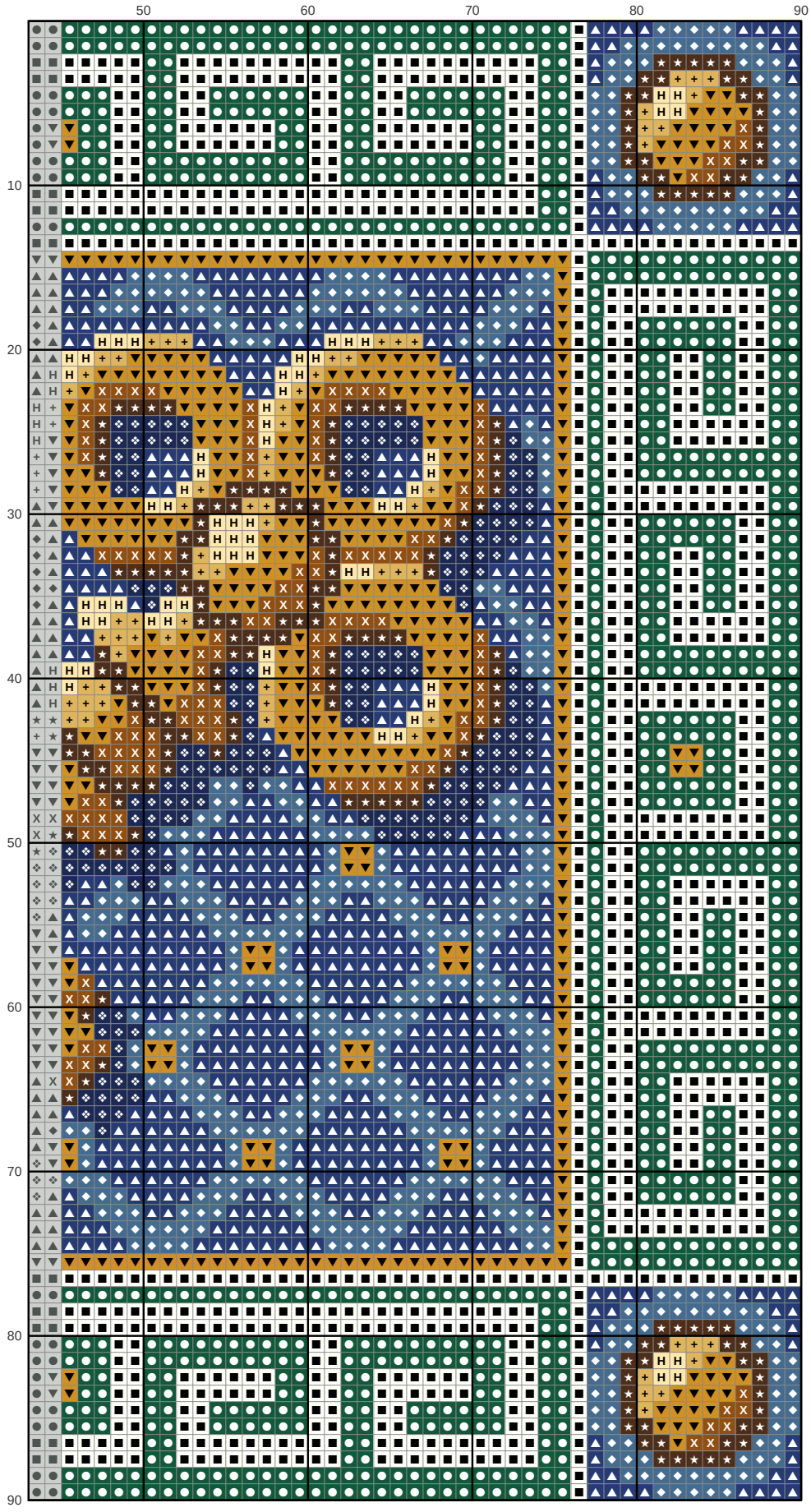

Key

- **DMC 3818** Ultra Very Dark Emerald Green
- **DMC BLANC** White
- **DMC 336** Navy Blue
- **DMC 798** Dark Delft Blue
- **DMC 783** Medium Topaz
- **DMC 898** Very Dark Coffee Brown
- **DMC 939** Very Dark Navy Blue
- **DMC 975** Dark Golden Brown
- **DMC 745** Light Pale Yellow
- **DMC 3820** Dark Straw