Easy interlocking candy canes

Needlepoint pattern | 130 x 130 stitches | 10 x 10 in (25.4 x 25.4 cm) on 13 mesh | 5 colors



Thread key

			stitches	yards	skeins of floss
●	**DMC 500**	Very Dark Blue Green	5,592	53	9
■	**DMC 321**	Red	2,981	29	5
▲	**DMC 602**	Medium Cranberry	2,943	28	5
◆	**DMC 818**	Baby Pink	2,693	26	4
▼	**DMC BLANC**	White	2,691	26	4

One chart square is one tent stitch over one canvas intersection.

Cut the canvas at least 14 x 14 in (35.6 x 35.6 cm) for 13 mesh: the design and 2 in (5.1 cm) of margin on every side.

16,900 stitches in all. Start from the center: a red arrow above the chart marks the center column, and one to the left of it the center row. The arrows are on the pages those lines cross.

The chart is divided evenly over 4 pages. Where chart pages join, gray squares repeat two rows or columns. The small picture at the top of each chart page shows which part it is.

Thread: six-strand floss, 7 or 8 strands in the needle on 13 mesh (counted at 8), about 27 skeins of 8.7 yd in all. Or pearl cotton size 3, 1 strand, about 12 skeins of 16.4 yd; or tapestry wool, 1 strand, about 21 skeins of 8.7 yd; or Persian wool, 2 strands, about 17 skeins of 8 yd. Wool is numbered differently: match it by eye. Needle: tapestry, size 20.

Yards and skeins are estimates: the thread a stitch takes on the front and back of 13 mesh canvas, plus 30 percent, rounded up for each color (about 162 yards in all, as the thread lies in the needle).

Thread colors are approximate screen matches to DMC numbers. Check against real thread before you buy.

Make it a pillow: also have backing fabric, an insert the size of the stitching or an inch larger, and cord or piping for the edge. The seam takes the last two rows: stitch two extra rows all round, or keep the edge plain. "How to finish a pillow" is a guide linked from this pattern's page.

For your own stitching, gifts and handmade pieces you sell. Do not resell or share this PDF or copies of it.

Easy interlocking candy canes

Needlepoint pattern

Chart 1 of 4: columns 1 to 65, rows 1 to 65

This page is the dark part of the chart



Key

- **DMC 500** Very Dark Blue Green
- **DMC 602** Medium Cranberry
- **DMC BLANC** White
- **DMC 321** Red
- **DMC 818** Baby Pink

Easy interlocking candy canes

Needlepoint pattern

This page is the dark part of the chart

Chart 2 of 4: columns 66 to 130, rows 1 to 65; gray squares repeat columns 64 and 65



Key

- **DMC 500** Very Dark Blue Green
- **DMC 602** Medium Cranberry
- **DMC BLANC** White
- **DMC 321** Red
- **DMC 818** Baby Pink

Easy interlocking candy canes

Needlepoint pattern

This page is the dark part of the chart



Chart 3 of 4: columns 1 to 65, rows 66 to 130; gray squares repeat rows 64 and 65



Key

- **DMC 500** Very Dark Blue Green
- **DMC 321** Red
- **DMC 602** Medium Cranberry
- **DMC 818** Baby Pink
- **DMC BLANC** White

Easy interlocking candy canes

Needlepoint pattern

This page is the dark part of the chart

Chart 4 of 4: columns 66 to 130, rows 66 to 130; gray squares repeat columns 64 and 65 and rows 64 and 65



Key

- **DMC 500** Very Dark Blue Green
- **DMC 321** Red
- **DMC 602** Medium Cranberry
- **DMC 818** Baby Pink
- **DMC BLANC** White