Queen Anne flame carnation clutch

Needlepoint pattern | 126 x 72 canvas threads | 7 x 4 in (17.8 x 10.2 cm) on 18 mesh | 13 colors



Thread key

			squares	yards	skeins of pearl
●	**DMC 939**	Very Dark Navy Blue	2,628	12	1
■	**DMC 3816**	Celadon Green	2,088	10	1
▲	**DMC 3820**	Dark Straw	1,224	6	1
◆	**DMC 501**	Dark Blue Green	624	3	1
▼	**DMC 915**	Dark Plum	384	2	1
★	**DMC 349**	Dark Coral	348	2	1
❖	**DMC 3844**	Dark Bright Turquoise	336	2	1
X	**DMC 740**	Tangerine	336	2	1
O	**DMC 742**	Light Tangerine	264	2	1
+	**DMC 352**	Light Coral	264	2	1
=	**DMC 712**	Cream	240	2	1
Z	**DMC 744**	Pale Yellow	168	1	1
A	**DMC 353**	Peach	168	1	1

Each upright stitch covers 4 canvas threads; some are shorter, inside the pattern and along the top and bottom edges. One chart square is one canvas thread, and each outlined bar is one stitch, with its symbol in the middle.

Cut the canvas at least 11 x 8 in (27.9 x 20.3 cm) for 18 mesh: the design and 2 in (5.1 cm) of margin on every side.

9,072 chart squares stitched in all. Start from the center: a red arrow above the chart marks the center column, and one to the left of it the center row. The arrows are on the pages those lines cross.

The chart is divided evenly over 2 pages. Where chart pages join, gray squares repeat two columns. The small picture at the top of each chart page shows which part it is.

Thread: pearl cotton size 5, 1 strand in the needle on 18 mesh, about 13 skeins of 27.3 yd in all. Or six-strand floss, 4 to 6 strands, about 15 skeins of 8.7 yd; or Persian wool, 1 strand, about 13 skeins of 8 yd. Wool is numbered differently: match it by eye. Needle: tapestry, size 22.

Yards and skeins are estimates: the thread a stitch takes on the front and back of 18 mesh canvas, plus 30 percent, rounded up for each color (about 47 yards in all, as the thread lies in the needle).

Thread colors are approximate screen matches to DMC numbers. Check against real thread before you buy.

When it is stitched: also have a finisher, or the fabric and cord to make it up yourself. Ask before you stitch the edge: some finishes take extra rows, which are worked in tent stitch, outside the pattern. "Ways to finish needlepoint" is a guide linked from this pattern's page.

For your own stitching, gifts and handmade pieces you sell. Do not resell or share this PDF or copies of it.

Queen Anne flame carnation clutch

Needlepoint pattern

Chart 1 of 2: columns 1 to 63, rows 1 to 72

This page is the dark part of the chart



Key

- ● **DMC 939** Very Dark Navy Blue
- ■ **DMC 3816** Celadon Green
- ▲ **DMC 3820** Dark Straw
- ◆ **DMC 501** Dark Blue Green
- ▼ **DMC 915** Dark Plum
- ★ **DMC 349** Dark Coral
- ❖ **DMC 3844** Dark Bright Turquoise
- X **DMC 740** Tangerine
- O **DMC 742** Light Tangerine
- \+ **DMC 352** Light Coral
- = **DMC 712** Cream
- Z **DMC 744** Pale Yellow
- A **DMC 353** Peach

Queen Anne flame carnation clutch

Needlepoint pattern

This page is the dark part of the chart

Chart 2 of 2: columns 64 to 126, rows 1 to 72; gray squares repeat columns 62 and 63



Key

- **DMC 939** Very Dark Navy Blue
- **DMC 3816** Celadon Green
- **DMC 3820** Dark Straw
- **DMC 501** Dark Blue Green
- **DMC 915** Dark Plum
- **DMC 349** Dark Coral
- **DMC 3844** Dark Bright Turquoise
- **DMC 740** Tangerine
- **DMC 742** Light Tangerine
- **DMC 352** Light Coral
- **DMC 712** Cream
- **DMC 744** Pale Yellow
- **DMC 353** Peach