Dollhouse rug in red, black and gray

Needlepoint pattern | 180 x 270 stitches | 18 x 27 in (45.7 x 68.6 cm) on 10 mesh | 5 colors



How to stitch it



1. Each square is one tent stitch, up at 1, down at 2. Lines in continental, right to left, the canvas upside down for the next row; wide areas in basketweave.
2. Cut 18 in of thread. Start and end it without a knot left behind.
3. Mark the middle of the canvas. It is the outlined square on page 5, column 90, row 135 (DMC 318): start there.
   Count threads, not holes.
4. Go on from it: picture first, background last. Gray squares are on two pages: stitch them once.
5. When it is done, block it square.

First time? How to needlepoint: flossfield.com/needlepoint/guides/how-to-start/
How to read a chart: flossfield.com/needlepoint/guides/how-to-read-a-chart/

What you need

Canvas: blank mono canvas, 10 mesh (10 threads to the inch), cut 22 in wide x 31 in high (55.9 x 78.7 cm).

Needle: blunt tapestry, size 18. Also masking tape for the cut edges, and small scissors.

Thread: pearl cotton size 3, 5 colors, about 75 skeins in all (an estimate). Stitch with 2 lengths together.

Make it a rug: strong thread for the hem, and a lining of heavy cotton if you want one. The bare canvas all round is folded under.
How to make a rug.

Thread list

			stitches	skeins of pearl
●	**DMC 310**	Black	16,256	25
■	**DMC 318**	Light Steel Gray	9,440	15
▲	**DMC 498**	Dark Red	7,984	12
◆	**DMC 739**	Ultra Very Light Tan	7,832	12
▼	**DMC 413**	Dark Pewter Gray	7,088	11

Skeins are estimates: the thread a stitch takes on the front and back of 10 mesh canvas, plus 30 percent, rounded up for each color.
Thread colors are approximate screen matches to DMC numbers. Check against real thread before you buy.
For your own stitching, gifts and handmade pieces you sell. Do not resell or share this PDF or copies of it.

Dollhouse rug in red, black and gray

Needlepoint pattern

Columns 1 to 90, rows 1 to 74

This page is the dark part of the chart



Key

- **DMC 310** Black
- **DMC 318** Light Steel Gray
- **DMC 498** Dark Red
- **DMC 739** Ultra Very Light Tan
- **DMC 413** Dark Pewter Gray

Dollhouse rug in red, black and gray

Needlepoint pattern

Columns 91 to 180, rows 1 to 74. Gray squares: charted already, do not stitch again

This page is the dark part of the chart



Key

- **DMC 310** Black
- **DMC 318** Light Steel Gray
- **DMC 498** Dark Red
- **DMC 739** Ultra Very Light Tan
- **DMC 413** Dark Pewter Gray

Dollhouse rug in red, black and gray

Needlepoint pattern

This page is the dark part of the chart

Columns 1 to 60, rows 75 to 172. Gray squares: charted already, do not stitch again



Key

- **DMC 310** Black
- **DMC 318** Light Steel Gray
- **DMC 498** Dark Red
- **DMC 739** Ultra Very Light Tan
- **DMC 413** Dark Pewter Gray

Dollhouse rug in red, black and gray

Needlepoint pattern

This page is the dark part of the chart

Columns 61 to 120, rows 75 to 172. Start at the red outline. Gray squares: charted already, do not stitch again

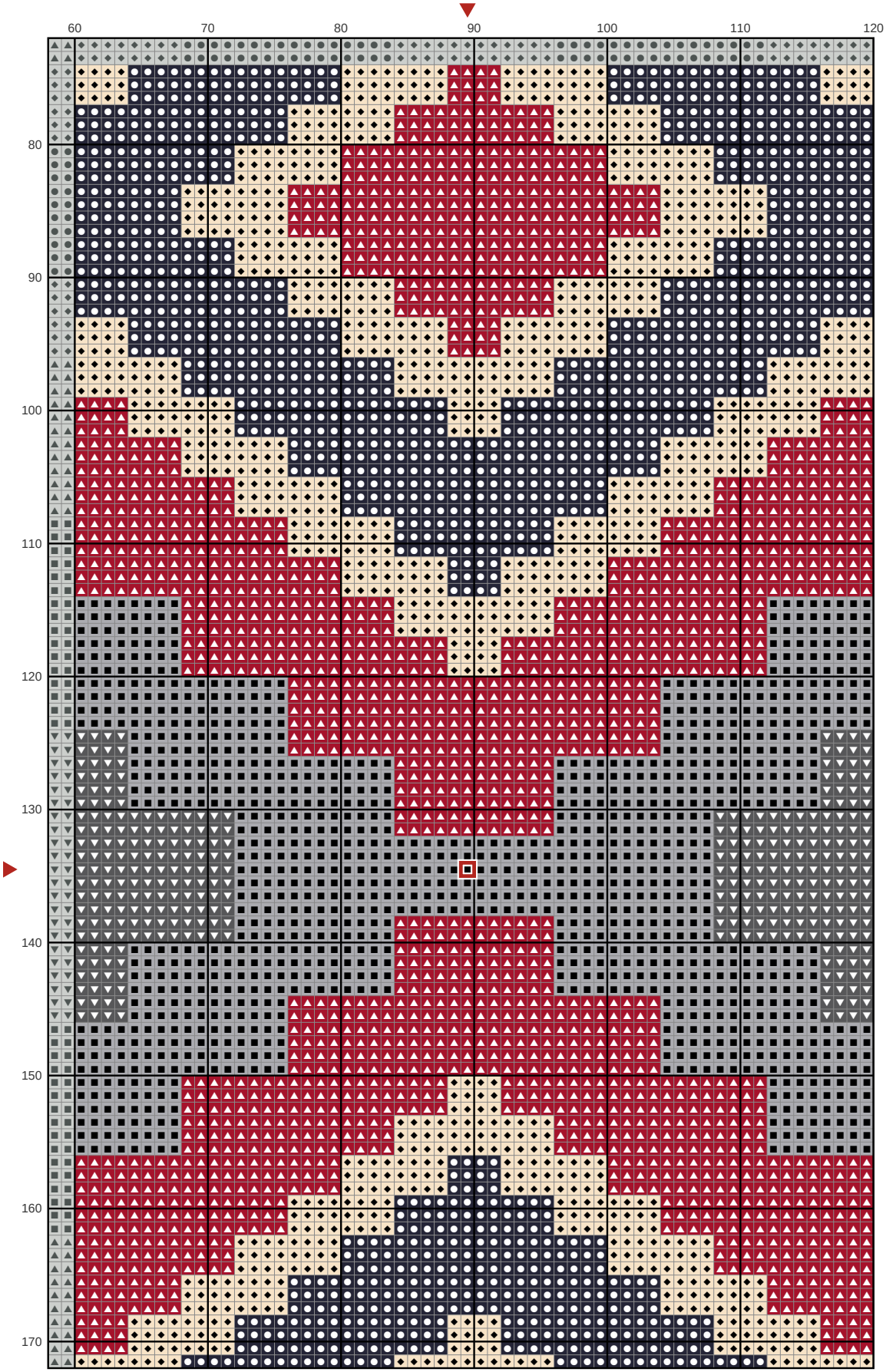

Key

- **DMC 310** Black
- **DMC 318** Light Steel Gray
- **DMC 498** Dark Red
- **DMC 739** Ultra Very Light Tan
- **DMC 413** Dark Pewter Gray

Dollhouse rug in red, black and gray

Needlepoint pattern

This page is the dark part of the chart

Columns 121 to 180, rows 75 to 172. Gray squares: charted already, do not stitch again



Key

- **DMC 310** Black
- **DMC 318** Light Steel Gray
- **DMC 498** Dark Red
- **DMC 739** Ultra Very Light Tan
- **DMC 413** Dark Pewter Gray

Dollhouse rug in red, black and gray

Needlepoint pattern

Columns 1 to 60, rows 173 to 270. Gray squares: charted already, do not stitch again

This page is the dark part of the chart

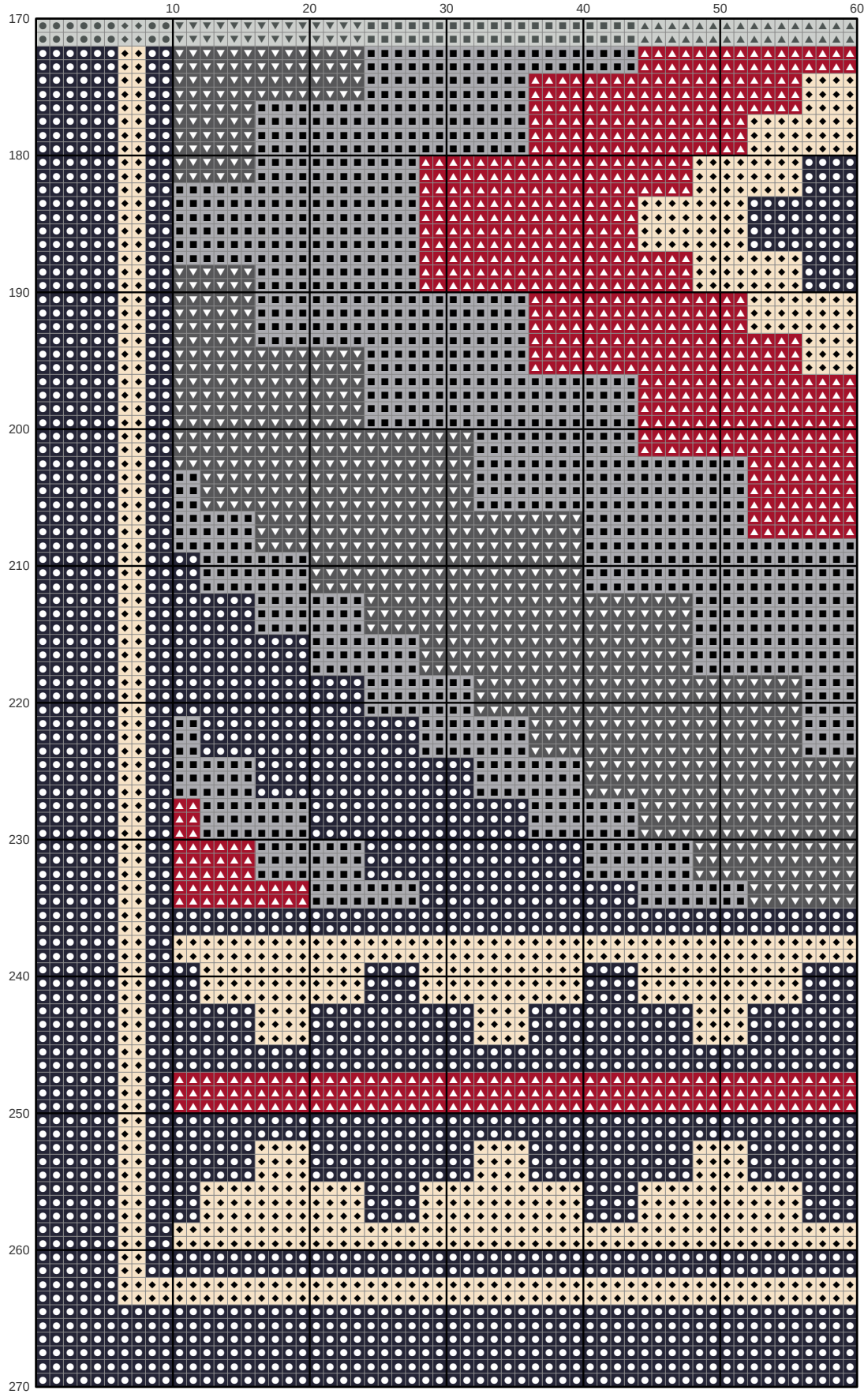

Key

- **DMC 310** Black
- **DMC 318** Light Steel Gray
- **DMC 498** Dark Red
- **DMC 739** Ultra Very Light Tan
- **DMC 413** Dark Pewter Gray

Dollhouse rug in red, black and gray

Needlepoint pattern

Columns 61 to 120, rows 173 to 270. Gray squares: charted already, do not stitch again

This page is the dark part of the chart



Key

- **DMC 310** Black
- **DMC 318** Light Steel Gray
- **DMC 498** Dark Red
- **DMC 739** Ultra Very Light Tan
- **DMC 413** Dark Pewter Gray

Dollhouse rug in red, black and gray

Needlepoint pattern

This page is the dark part of the chart

Columns 121 to 180, rows 173 to 270. Gray squares: charted already, do not stitch again



Key

- **DMC 310** Black
- **DMC 318** Light Steel Gray
- **DMC 498** Dark Red
- **DMC 739** Ultra Very Light Tan
- **DMC 413** Dark Pewter Gray