Golf headcover: balls on tees in ogees

Needlepoint pattern | 72 x 122 stitches | 7.2 x 12.2 in (18.3 x 31 cm) on 10 mesh | 6 colors



Thread key

			stitches	yards	skeins of pearl
●	**DMC 701**	Light Green	1,864	23	3
■	**DMC 504**	Very Light Blue Green	1,526	19	3
▲	**DMC 890**	Ultra Dark Pistachio Green	1,418	18	3
◆	**DMC 823**	Dark Navy Blue	1,406	18	3
▼	**DMC BLANC**	White	668	9	2
★	**DMC 351**	Coral	330	5	1

One chart square is one tent stitch over one canvas intersection.

Cut the canvas at least 11.2 x 16.2 in (28.4 x 41.1 cm) for 10 mesh: the design and 2 in (5.1 cm) of margin on every side.

7,212 stitches in all, inside the outline: the chart is 72 x 122 at its widest and tallest. Start from the center: a red arrow above the chart marks the center column, and one to the left of it the center row. The arrows are on the pages those lines cross.

The chart is on 2 pages, each cut to what is stitched: bare canvas has no page, and a join falls on plain ground where it can. Pages 2 and 3 are turned on their side, for a part that is wider than it is tall. Where chart pages join, gray squares repeat two rows. The small picture at the top of each chart page shows which part it is.

Thread: pearl cotton size 3, 2 strands in the needle on 10 mesh, about 15 skeins of 16.4 yd in all. Or six-strand floss, 8 to 10 strands, about 20 skeins of 8.7 yd; or tapestry wool, 1 strand, about 13 skeins of 8.7 yd; or Persian wool, 3 strands, about 15 skeins of 8 yd. Wool is numbered differently: match it by eye. Needle: tapestry, size 16 or 18.

Yards and skeins are estimates: the thread a stitch takes on the front and back of 10 mesh canvas, plus 30 percent, rounded up for each color (about 92 yards in all, as the thread lies in the needle).

Thread colors are approximate screen matches to DMC numbers. Check against real thread before you buy.

When it is stitched: also have a finisher, or the fabric and cord to make it up yourself. Ask before you stitch the edge: some finishes take extra rows. "Ways to finish needlepoint" is a guide linked from this pattern's page.

For your own stitching, gifts and handmade pieces you sell. Do not resell or share this PDF or copies of it.

Golf headcover: balls on tees in ogees

Needlepoint pattern

Chart 1 of 2: columns 1 to 72, rows 1 to 62

This page is the dark part of the chart

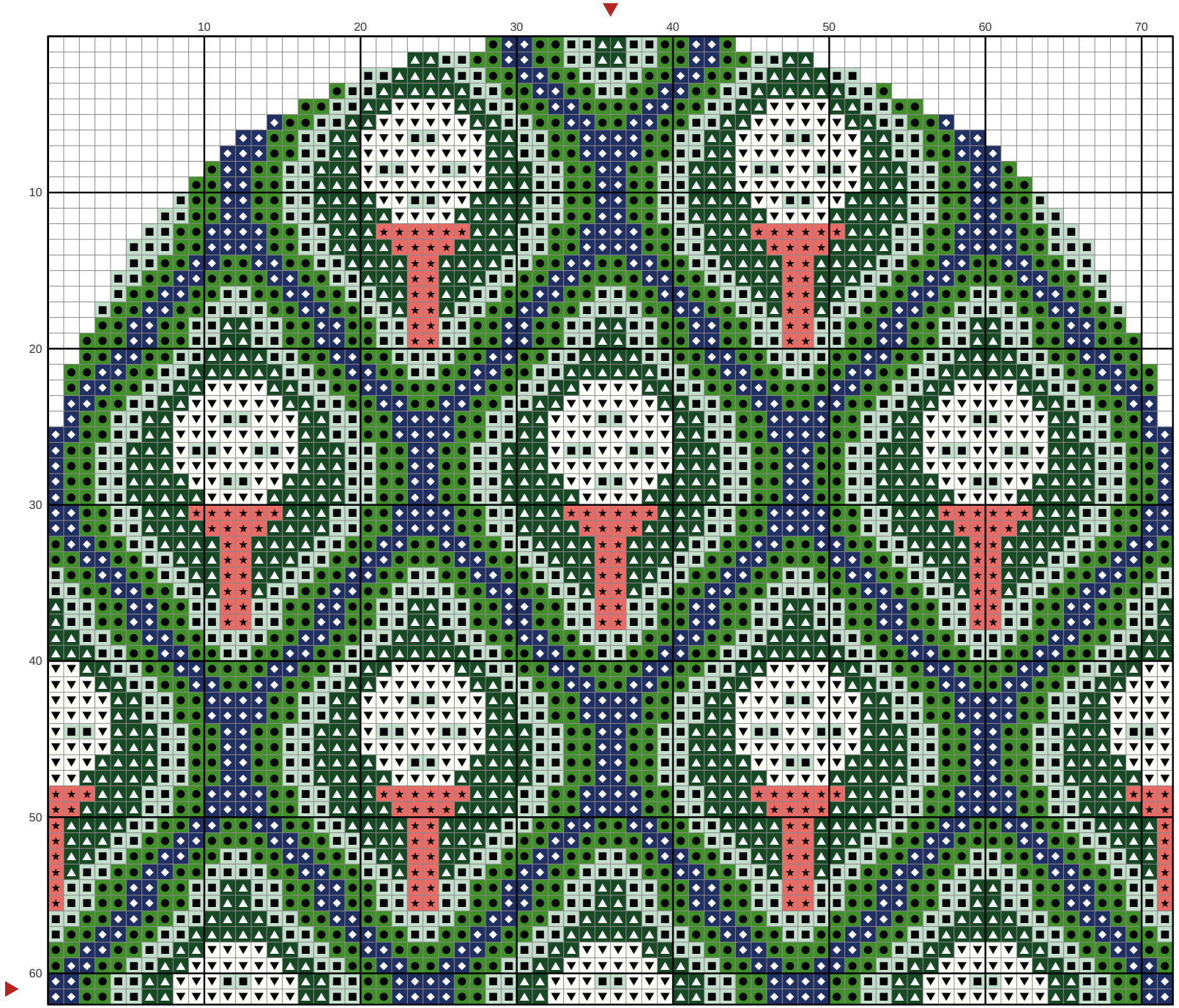

Key

- DMC 701 Light Green
- DMC 504
- DMC 890
- DMC 823 Dark Navy Blue
- DMC BLANC White
- DMC 351 Coral

Golf headcover: balls on tees in ogees

Needlepoint pattern

Chart 2 of 2: columns 1 to 72, rows 63 to 122; gray squares repeat rows 61 and 62

This page is the dark part of the chart

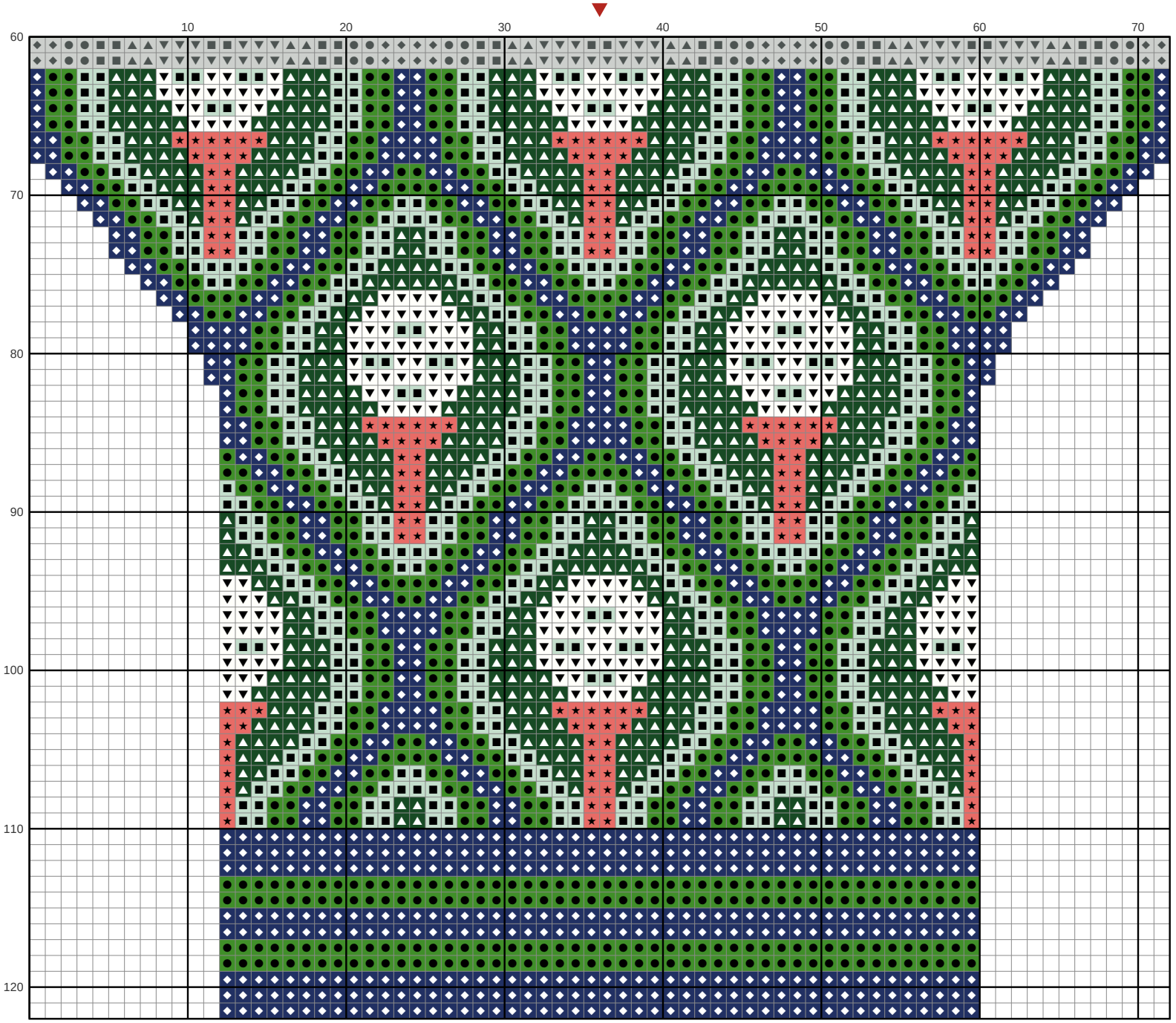

Key

- DMC 701 Light Green
- DMC 504
- DMC 890
- DMC 823 Dark Navy Blue
- DMC BLANC White
- DMC 351 Coral