Greek letters with olive amphora

Needlepoint pattern | 160 x 160 stitches | 16 x 16 in (40.6 x 40.6 cm) on 10 mesh | 10 colors



Thread key

			stitches	yards	skeins of pearl
●	**DMC 310**	Black	12,331	152	19
■	**DMC 739**	Ultra Very Light Tan	4,062	51	7
▲	**DMC 921**	Copper	3,584	45	6
◆	**DMC 918**	Dark Red Copper	3,270	41	5
▼	**DMC 922**	Light Copper	1,837	23	3
★	**DMC 3348**	Light Yellow Green	166	3	1
❖	**DMC 937**	Medium Avocado Green	126	2	1
X	**DMC 470**	Light Avocado Green	116	2	1
O	**DMC 402**	Very Light Mahogany	64	1	1
+	**DMC 581**	Moss Green	44	1	1

One chart square is one tent stitch over one canvas intersection.

Cut the canvas at least 20 x 20 in (50.8 x 50.8 cm) for 10 mesh: the design and 2 in (5.1 cm) of margin on every side.

25,600 stitches in all. Start from the center: a red arrow above the chart marks the center column, and one to the left of it the center row. The arrows are on the pages those lines cross.

The chart is on 5 pages, each cut to what is stitched: bare canvas has no page, and a join falls on plain ground where it can. Pages 2 and 3 are turned on their side, for a part that is wider than it is tall. Where chart pages join, gray squares repeat two rows or columns. The small picture at the top of each chart page shows which part it is.

Thread: pearl cotton size 3, 2 strands in the needle on 10 mesh, about 45 skeins of 16.4 yd in all. Or six-strand floss, 8 to 10 strands, about 67 skeins of 8.7 yd; or tapestry wool, 1 strand, about 43 skeins of 8.7 yd; or Persian wool, 3 strands, about 46 skeins of 8 yd. Wool is numbered differently: match it by eye. Needle: tapestry, size 16 or 18.

Yards and skeins are estimates: the thread a stitch takes on the front and back of 10 mesh canvas, plus 30 percent, rounded up for each color (about 321 yards in all, as the thread lies in the needle).

Thread colors are approximate screen matches to DMC numbers. Check against real thread before you buy.

Make it a pillow: also have backing fabric, an insert the size of the stitching or an inch larger, and cord or piping for the edge. The seam takes the last two rows: stitch two extra rows all round, or keep the edge plain. "How to finish a pillow" is a guide linked from this pattern's page.

For your own stitching, gifts and handmade pieces you sell. Do not resell or share this PDF or copies of it.

Greek letters with olive amphora

Needlepoint pattern

Chart 1 of 5: columns 1 to 80, rows 1 to 69

This page is the dark part of the chart



Key

- DMC 310 Black
- DMC 739
- DMC 921 Copper
- DMC 918
- DMC 922 Light Copper
- DMC 3348
- DMC 470
- DMC 402
- DMC 581 Moss Green

Greek letters with olive amphora

Needlepoint pattern

Chart 2 of 5: columns 81 to 160, rows 1 to 69; gray squares repeat columns 79 and 80

This page is the dark part of the chart



Key

- DMC 310 Black
- DMC 739
- DMC 921 Copper
- DMC 918
- DMC 922
- DMC 3348
- DMC 470
- DMC 581

Greek letters with olive amphora

Needlepoint pattern

Chart 3 of 5: columns 1 to 54, rows 70 to 160; gray squares repeat rows 68 and 69

This page is the dark part of the chart

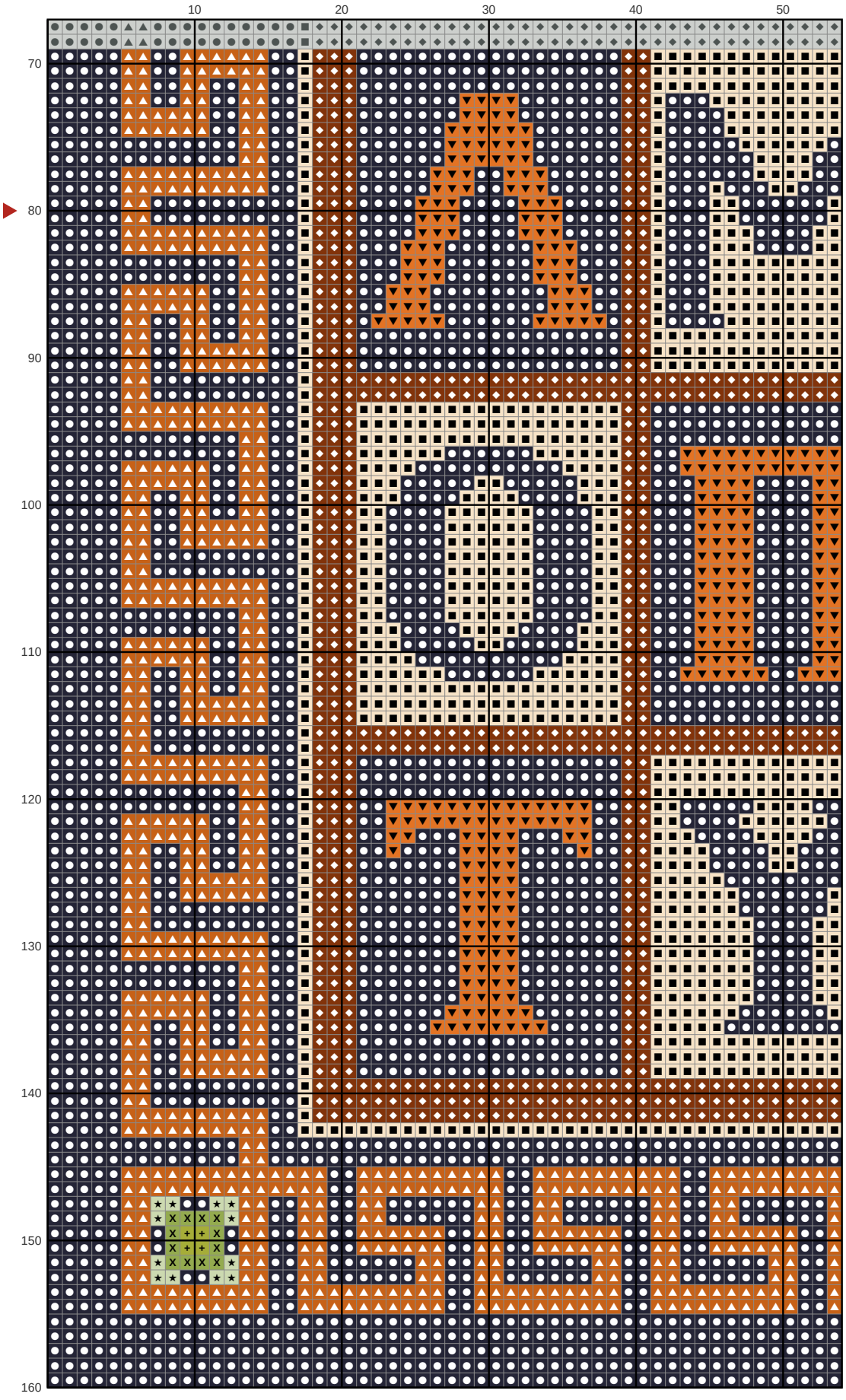

Key

- DMC 310 Black
- DMC 739
- DMC 921 Copper
- DMC 918 Dark Red Copper
- DMC 922 Light Copper
- DMC 3348
- DMC 470
- DMC 581 Moss Green

Greek letters with olive amphora

Needlepoint pattern

This page is the dark part of the chart



Chart 4 of 5: columns 55 to 107, rows 70 to 160; gray squares repeat columns 53 and 54 and rows 68 and 69



Key

- DMC 310 Black
- DMC 739
- DMC 921 Copper
- DMC 918
- DMC 922 Light Copper
- DMC 3348
- DMC 937
- DMC 470
- DMC 402
- DMC 581 Moss Green

Greek letters with olive amphora

Needlepoint pattern

This page is the dark part of the chart

Chart 5 of 5: columns 108 to 160, rows 70 to 160; gray squares repeat columns 106 and 107 and rows 68 and 69

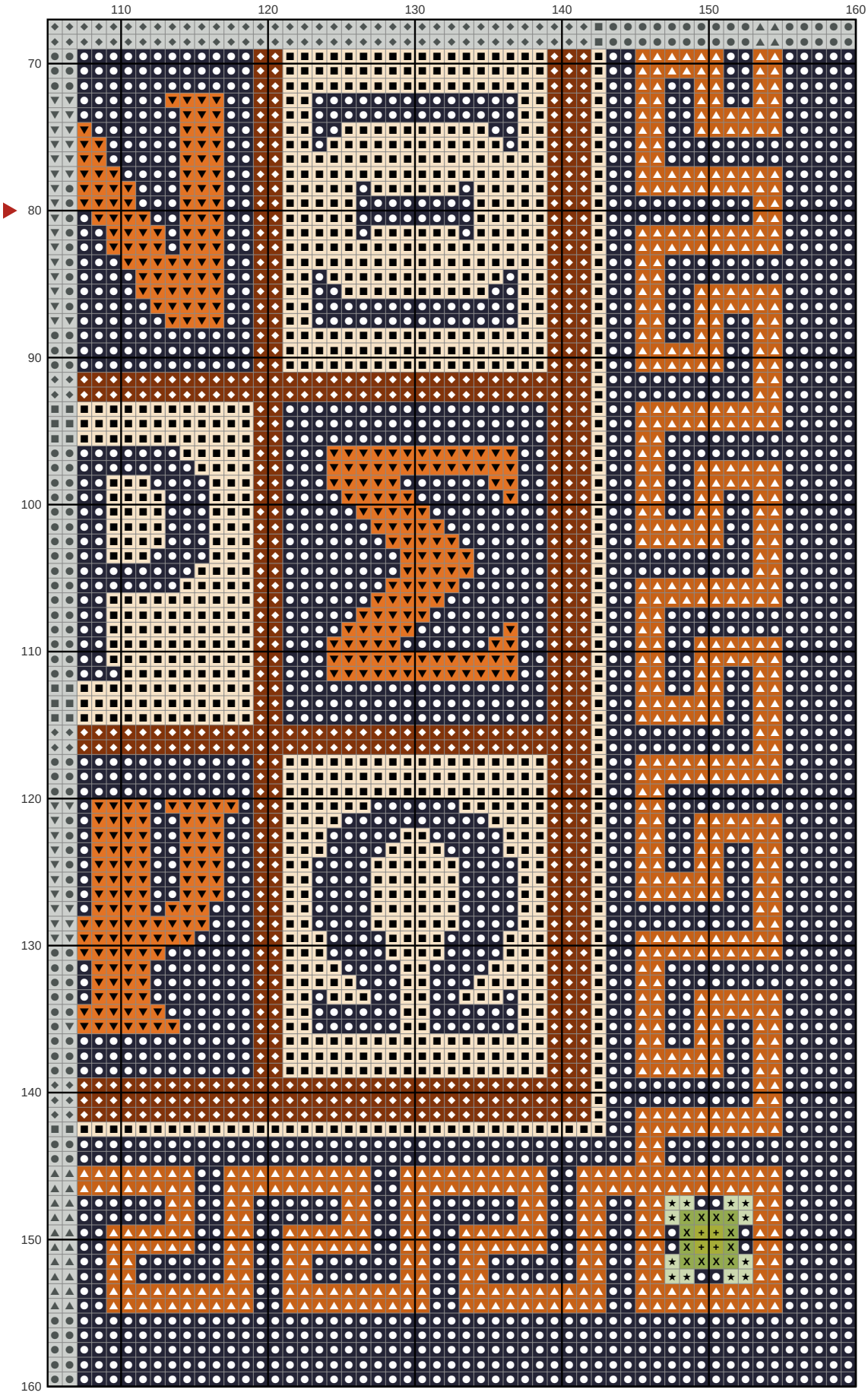

Key

- DMC 310 Black
- DMC 739
- DMC 921 Copper
- DMC 918
- DMC 922 Light Copper
- DMC 3348
- DMC 470
- DMC 581 Moss Green