Lakeside village in flat colors

Needlepoint pattern | 140 x 140 stitches | 14 x 14 in (35.6 x 35.6 cm) on 10 mesh | 24 colors



How to stitch it



1. Each square is one tent stitch, up at 1, down at 2. Lines in continental, right to left, the canvas upside down for the next row; wide areas in basketweave.
2. Cut 18 in of thread. Start and end it without a knot left behind.
3. Mark the middle of the canvas. It is the outlined square on page 2, column 70, row 70 (DMC 642): start there. Count threads, not holes.
4. Go on from it: picture first, background last. Gray squares are on two pages: stitch them once.
5. Last, two more rows all round, each stitch in the color it lies beside: the seam hides them.

First time? How to needlepoint: flossfield.com/needlepoint/guides/how-to-start/
How to read a chart: flossfield.com/needlepoint/guides/how-to-read-a-chart/

What you need

Canvas: blank mono canvas, 10 mesh (10 threads to the inch), cut 18.5 in square (47 cm).

Needle: blunt tapestry, size 18. Also masking tape for the cut edges, and small scissors.

Thread: pearl cotton size 3, 24 colors, about 45 skeins in all (an estimate). Stitch with 2 lengths together.

Make it a pillow: backing fabric, an insert the size of the stitching or an inch larger, and cord or piping for the edge. How to finish a pillow.

Thread list, DMC

			stitches	skeins
●	**739**	Ultra Very Light Tan	2,048	4
■	**992**	Light Aquamarine	1,847	4
▲	**452**	Medium Shell Gray	1,665	3
◆	**642**	Dark Beige Gray	1,616	3
▼	**500**	Very Dark Blue Green	1,374	3
★	**501**	Dark Blue Green	1,276	3
❖	**524**	Very Light Fern Green	1,024	2
X	**676**	Light Old Gold	1,006	2
H	**3802**	Very Dark Antique Mauve	907	2
+	**927**	Light Gray Green	828	2
=	**647**	Medium Beaver Gray	693	2
Z	**3799**	Very Dark Pewter Gray	685	2
A	**3768**	Dark Gray Green	595	1
V	**355**	Dark Terra Cotta	589	2
T	**3830**	Terra Cotta	521	1
N	**502**	Blue Green	520	1
S	**930**	Dark Antique Blue	504	1
K	**3782**	Light Mocha Brown	494	1
E	**931**	Medium Antique Blue	403	1
C	**3740**	Dark Antique Violet	378	1
P	**3860**	Cocoa	222	1
U	**3861**	Light Cocoa	201	1
L	**926**	Medium Gray Green	183	1
2	**3810**	Dark Turquoise	21	1

Skeins are estimates, with the two extra rows: the thread a stitch takes on the front and back of 10 mesh canvas, plus 30 percent, rounded up for each color.

Thread colors are approximate screen matches to DMC numbers. Check against real thread before you buy.

For your own stitching, gifts and handmade pieces you sell. Do not resell or share this PDF or copies of it.

Lakeside village in flat colors Needlepoint pattern

Columns 1 to 74, rows 1 to 83. Start at the red outline

This page is the dark part of the chart



Key

●	**DMC 739** Ultra Very Light Tan	★	**DMC 501** Dark Blue Green	V	**DMC 355** Dark Terra Cotta
▲	**DMC 452** Medium Shell Gray	X	**DMC 676** Light Old Gold	T	**DMC 3830** Terra Cotta
◆	**DMC 642** Dark Beige Gray	H	**DMC 3802** Very Dark Antique Mauve	S	**DMC 930** Dark Antique Blue
▼	**DMC 500** Very Dark Blue Green	Z	**DMC 3799** Very Dark Pewter Gray	E	**DMC 931** Medium Antique Blue

Lakeside village in flat colors

Needlepoint pattern

Columns 75 to 140, rows 1 to 83. Gray squares: charted already, do not stitch again

This page is the dark part of the chart



Key

- ● **DMC 739** Ultra Very Light Tan
- ▲ **DMC 452** Medium Shell Gray
- ◆ **DMC 642** Dark Beige Gray
- ▼ **DMC 500** Very Dark Blue Green
- ★ **DMC 501** Dark Blue Green
- X **DMC 676** Light Old Gold
- H **DMC 3802** Very Dark Antique Mauve
- Z **DMC 3799** Very Dark Pewter Gray
- V **DMC 355** Dark Terra Cotta
- T **DMC 3830** Terra Cotta
- S **DMC 930** Dark Antique Blue
- E **DMC 931** Medium Antique Blue
- 2 **DMC 3810** Dark Turquoise

Lakeside village in flat colors Needlepoint pattern

Columns 1 to 74, rows 84 to 140. Gray squares: charted already, do not stitch again

This page is the dark part of the chart

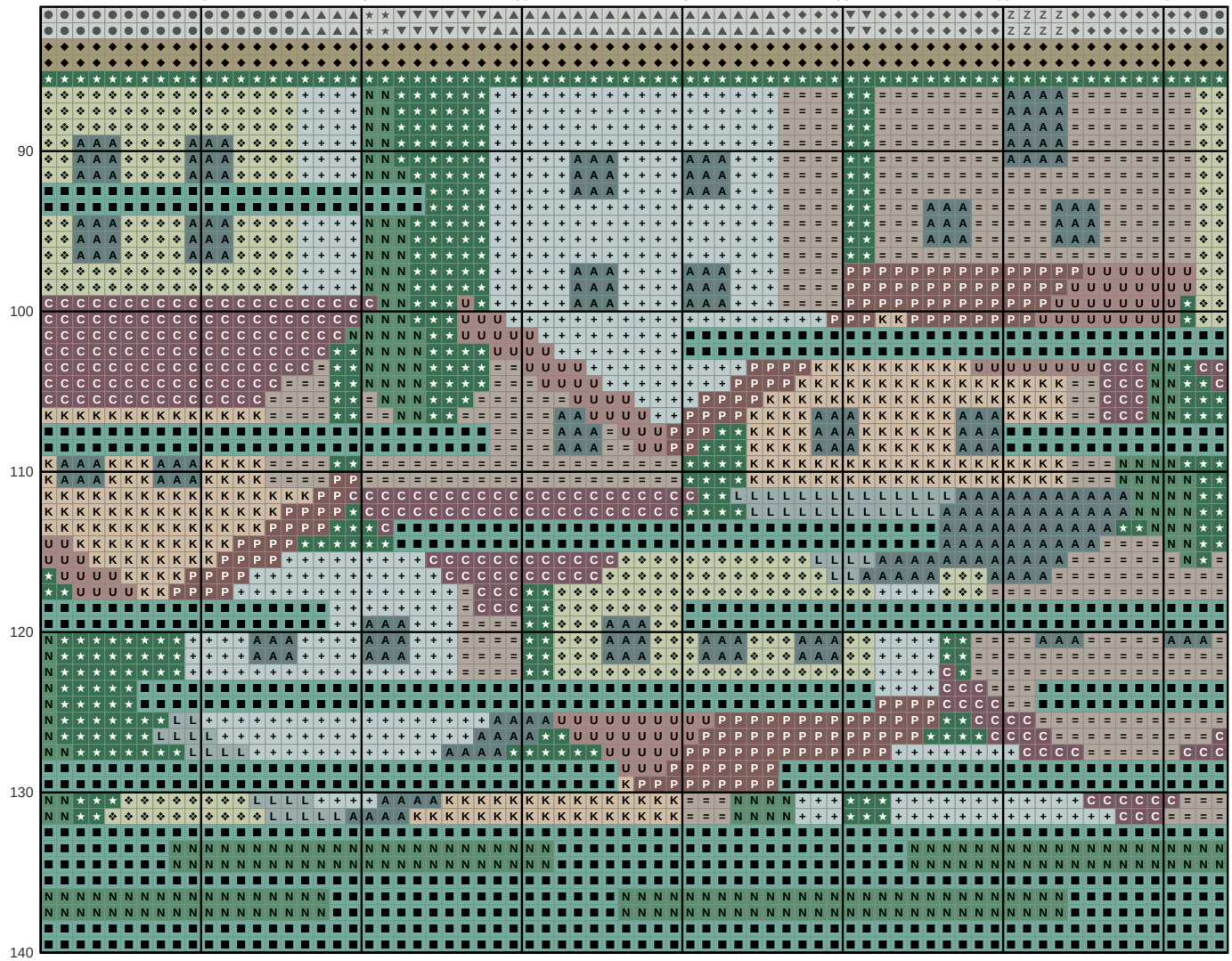

Key

- ■ **DMC 992** Light Aquamarine
- ◆ **DMC 642** Dark Beige Gray
- ★ **DMC 501** Dark Blue Green
- ❖ **DMC 524** Very Light Fern Green
- \+ **DMC 927** Light Gray Green
- = **DMC 647** Medium Beaver Gray
- A **DMC 3768** Dark Gray Green
- N **DMC 502** Blue Green
- K **DMC 3782** Light Mocha Brown
- C **DMC 3740** Dark Antique Violet
- P **DMC 3860** Cocoa
- U **DMC 3861** Light Cocoa
- L **DMC 926** Medium Gray Green

Lakeside village in flat colors Needlepoint pattern

Columns 75 to 140, rows 84 to 140. Gray squares: charted already, do not stitch again

This page is the dark part of the chart

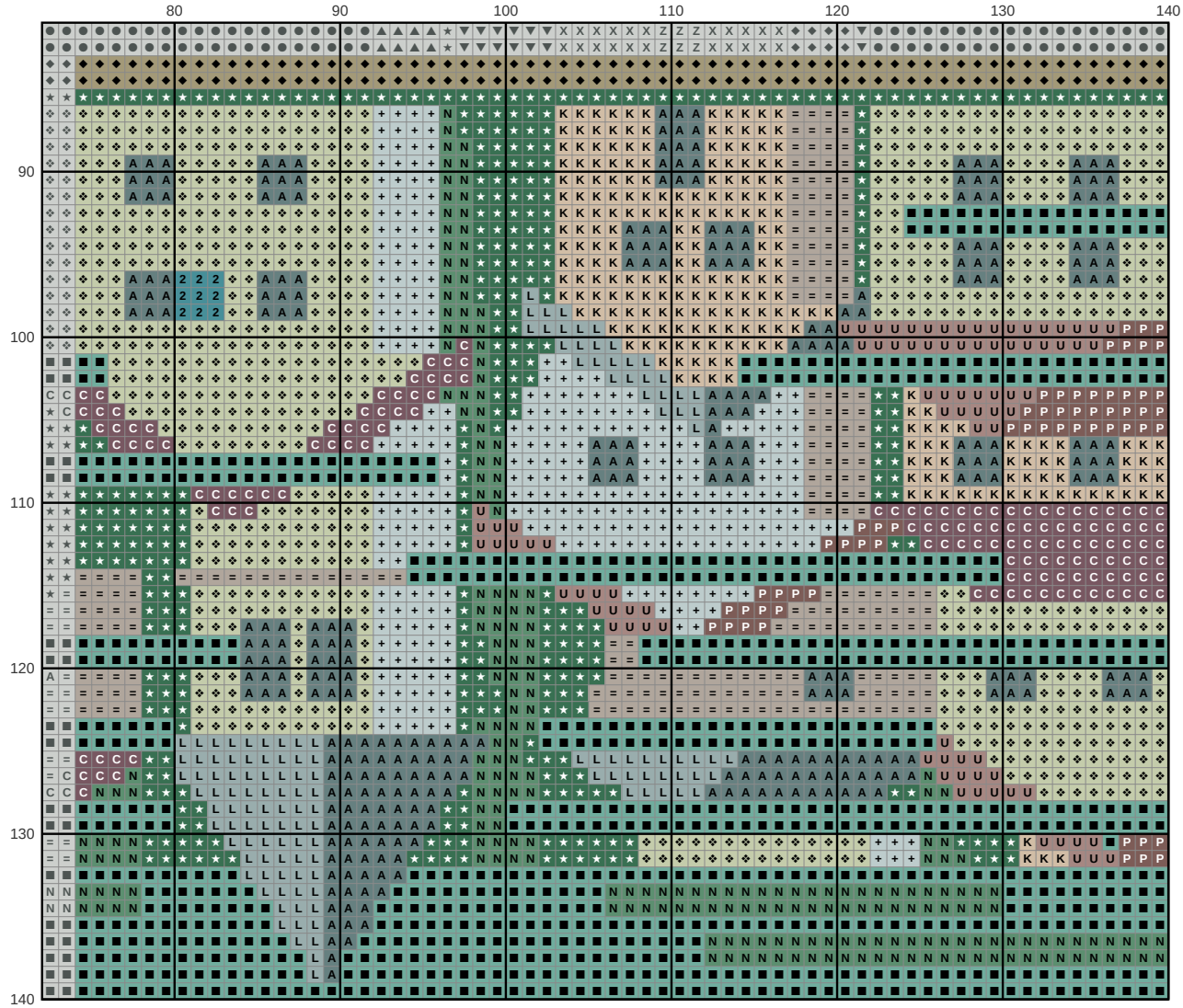

Key

- ■ **DMC 992** Light Aquamarine
- ◆ **DMC 642** Dark Beige Gray
- ★ **DMC 501** Dark Blue Green
- ❖ **DMC 524** Very Light Fern Green
- \+ **DMC 927** Light Gray Green
- = **DMC 647** Medium Beaver Gray
- A **DMC 3768** Dark Gray Green
- N **DMC 502** Blue Green
- K **DMC 3782** Light Mocha Brown
- C **DMC 3740** Dark Antique Violet
- P **DMC 3860** Cocoa
- U **DMC 3861** Light Cocoa
- L **DMC 926** Medium Gray Green
- 2 **DMC 3810** Dark Turquoise