Bargello headband

Needlepoint pattern | 180 x 40 canvas threads | 10 x 2.2 in (25.4 x 5.6 cm) on 18 mesh | 5 colors



Thread key

			squares	yards	skeins of pearl
●	**DMC 966**	Medium Baby Green	1,860	9	1
■	**DMC 936**	Very Dark Avocado Green	1,640	8	1
▲	**DMC 470**	Light Avocado Green	1,640	8	1
◆	**DMC 746**	Off White	1,440	7	1
▼	**DMC 350**	Medium Coral	620	3	1

Each upright stitch covers 4 canvas threads; some along the top and bottom edges are shorter, to end at the edge. One chart square is one canvas thread, and each outlined bar is one stitch, with its symbol in the middle.

The chart shows 5 repeats; one repeat is 36 x 40 canvas threads. The pattern can be carried on to any size.

For this sample, cut the canvas at least 14 x 6.2 in (35.6 x 15.8 cm) for 18 mesh: what is charted and 2 in (5.1 cm) of margin on every side.

7,200 chart squares stitched in this sample. Start from the center: a red arrow above the chart marks the center column, and one to the left of it the center row. The arrows are on the pages those lines cross.

The chart is divided evenly over 2 pages. Pages 2 and 3 are turned on their side, for a part that is wider than it is tall. Where chart pages join, gray squares repeat two columns. The small picture at the top of each chart page shows which part it is.

Thread for this sample: pearl cotton size 5, 1 strand in the needle on 18 mesh, about 5 skeins of 27.3 yd in all. Or six-strand floss, 4 to 6 strands, about 5 skeins of 8.7 yd; or Persian wool, 1 strand, about 5 skeins of 8 yd. Wool is numbered differently: match it by eye. Needle: tapestry, size 22.

Yards and skeins are estimates: the thread a stitch takes on the front and back of 18 mesh canvas, plus 30 percent, rounded up for each color (about 35 yards in all, as the thread lies in the needle).

Thread colors are approximate screen matches to DMC numbers. Check against real thread before you buy.

When it is stitched: also have a finisher, or the fabric and cord to make it up yourself. Ask before you stitch the edge: some finishes take extra rows, which are worked in tent stitch, outside the pattern. "Ways to finish needlepoint" is a guide linked from this pattern's page.

For your own stitching, gifts and handmade pieces you sell. Do not resell or share this PDF or copies of it.

Bargello headband

Needlepoint pattern

Chart 1 of 2: columns 1 to 90, rows 1 to 40



Key

- DMC 966 Medium Baby Green
- DMC 936 Very Dark Avocado Green
- DMC 470 Light Avocado Green
- DMC 746 Off White
- DMC 350 Medium Coral

Bargello headband

Needlepoint pattern

Chart 2 of 2: columns 91 to 180, rows 1 to 40; gray squares repeat columns 89 and 90



Key

- **DMC 966** Medium Baby Green
- **DMC 936** Very Dark Avocado Green
- **DMC 470** Light Avocado Green
- **DMC 746** Off White
- **DMC 350** Medium Coral