Playing card holder for plastic mesh

Needlepoint pattern | 149 x 143 stitches | 11.5 x 11 in (29.1 x 27.9 cm) on 13 mesh | 11 colors



How to stitch it



1. Each square is one tent stitch, up at 1, down at 2. Lines in continental, right to left, the canvas upside down for the next row; wide areas in basketweave.
2. Cut 18 in of thread. Start and end it without a knot left behind.
3. Mark the middle of the canvas. It is the outlined square on page 3, column 75, row 72 (DMC 783): start there. Count threads, not holes.
4. Go on from it: picture first, background last. Gray squares are on two pages: stitch them once. Empty squares stay bare.
5. When it is done, block it square.

First time? How to needlepoint: flossfield.com/needlepoint/guides/how-to-start/
How to read a chart: flossfield.com/needlepoint/guides/how-to-read-a-chart/

What you need

On plastic canvas: a piece of 150 by 144 holes, with yarn or floss matched to the list by eye.

Canvas: blank mono canvas, 13 mesh (13 threads to the inch), cut 15.5 in wide x 15 in high (39.4 x 38.1 cm).

Needle: blunt tapestry, size 20. Also masking tape for the cut edges, and small scissors.

Thread: six-strand floss, 11 colors, about 21 skeins in all (an estimate). Stitch with 7 strands (8 if canvas shows).

Make it a box: strong thread or yarn to join the sides, and felt for a lining. On plastic canvas cut the base and the four sides apart, each one bar outside its stitches, and whipstitch them together. On cloth canvas ask a finisher before you stitch the edge. A small box, step by step.

Thread list, DMC

			stitches	skeins
●	**890**	Ultra Dark Pistachio Green	3,250	5
■	**783**	Medium Topaz	1,965	3
▲	**712**	Cream	1,654	3
◆	**562**	Medium Jade	1,296	2
▼	**561**	Very Dark Jade	810	2
★	**823**	Dark Navy Blue	545	1
❖	**321**	Red	416	1
X	**310**	Black	174	1
H	**351**	Coral	129	1
+	**312**	Very Dark Baby Blue	126	1
=	**815**	Medium Garnet	126	1

Skeins are estimates: the thread a stitch takes on the front and back of 13 mesh canvas, plus 30 percent, rounded up for each color.
Thread colors are approximate screen matches to DMC numbers. Check against real thread before you buy.
For your own stitching, gifts and handmade pieces you sell. Do not resell or share this PDF or copies of it.

Playing card holder for plastic mesh

Needlepoint pattern

This page is the dark part of the chart

Columns 53 to 97, rows 1 to 52



Key

- **DMC 890** Ultra Dark Pistachio Green
- **DMC 783** Medium Topaz
- **DMC 712** Cream
- **DMC 562** Medium Jade
- **DMC 823** Dark Navy Blue
- **DMC 310** Black
- **DMC 312** Very Dark Baby Blue

Playing card holder for plastic mesh

Needlepoint pattern

This page is the dark part of the chart

Columns 1 to 75, rows 53 to 143. Start at the red outline. Gray squares: charted already, do not stitch again



Playing card holder for plastic mesh

Needlepoint pattern

This page is the dark part of the chart

Columns 76 to 149, rows 53 to 143. Gray squares: charted already, do not stitch again

