Moroccan rug, rose and saffron diamonds

Needlepoint pattern | 180 x 270 stitches | 18 x 27 in (45.7 x 68.6 cm) on 10 mesh | 10 colors



Thread key

			stitches	yards	skeins of pearl
●	**DMC 154**	Very Dark Grape	14,504	179	22
■	**DMC ECRU**	Ecru	7,948	98	12
▲	**DMC 3820**	Dark Straw	7,156	89	11
◆	**DMC 347**	Very Dark Salmon	6,316	78	10
▼	**DMC 3803**	Dark Mauve	3,288	41	5
★	**DMC 3778**	Light Terra Cotta	3,096	39	5
❖	**DMC 920**	Medium Copper	1,656	21	3
X	**DMC 3834**	Dark Grape	1,600	20	3
O	**DMC 977**	Light Golden Brown	1,600	20	3
+	**DMC 3687**	Mauve	1,436	18	3

One chart square is one tent stitch over one canvas intersection.

Cut the canvas at least 22 x 31 in (55.9 x 78.7 cm) for 10 mesh: the design and 2 in (5.1 cm) of margin on every side.

48,600 stitches in all. Start from the center: a red arrow above the chart marks the center column, and one to the left of it the center row. The arrows are on the pages those lines cross.

The chart is on 8 pages, each cut to what is stitched: bare canvas has no page, and a join falls on plain ground where it can. Pages 2 and 3 are turned on their side, for a part that is wider than it is tall. Where chart pages join, gray squares repeat two rows or columns. The small picture at the top of each chart page shows which part it is.

Thread: pearl cotton size 3, 2 strands in the needle on 10 mesh, about 77 skeins of 16.4 yd in all. Or six-strand floss, 8 to 10 strands, about 118 skeins of 8.7 yd; or tapestry wool, 1 strand, about 75 skeins of 8.7 yd; or Persian wool, 3 strands, about 81 skeins of 8 yd. Wool is numbered differently: match it by eye. Needle: tapestry, size 16 or 18.

Yards and skeins are estimates: the thread a stitch takes on the front and back of 10 mesh canvas, plus 30 percent, rounded up for each color (about 603 yards in all, as the thread lies in the needle).

Thread colors are approximate screen matches to DMC numbers. Check against real thread before you buy.

When it is stitched: also have a finisher, or the fabric and cord to make it up yourself. Ask before you stitch the edge: some finishes take extra rows. "Ways to finish needlepoint" is a guide linked from this pattern's page.

For your own stitching, gifts and handmade pieces you sell. Do not resell or share this PDF or copies of it.

Moroccan rug, rose and saffron diamonds

Needlepoint pattern

Chart 1 of 8: columns 1 to 90, rows 1 to 69

This page is the dark part of the chart



Key

- DMC 154
- DMC ECRU Ecru
- DMC 3820 Dark Straw
- DMC 347
- DMC 3803 Dark Mauve
- DMC 920
- DMC 3834 Dark Grape

Moroccan rug, rose and saffron diamonds

Needlepoint pattern

Chart 2 of 8: columns 91 to 180, rows 1 to 69; gray squares repeat columns 89 and 90

This page is the dark part of the chart



Key

- DMC 154
- DMC ECRU Ecru
- DMC 3820
- DMC 347
- DMC 3803
- DMC 920
- DMC 3834

Moroccan rug, rose and saffron diamonds

This page is the dark part of the chart

Chart 3 of 8: columns 1 to 60, rows 70 to 169; gray squares repeat rows 68 and 69



Moroccan rug, rose and saffron diamonds

This page is the dark part of the chart

Chart 4 of 8: columns 61 to 120, rows 70 to 169; gray squares repeat columns 59 and 60 and rows 68 and 69



Moroccan rug, rose and saffron diamonds

This page is the dark part of the chart

Chart 5 of 8: columns 121 to 180, rows 70 to 169; gray squares repeat columns 119 and 120 and rows 68 and 69



Moroccan rug, rose and saffron diamonds

This page is the dark part of the chart



Chart 6 of 8: columns 1 to 60, rows 170 to 270; gray squares repeat rows 168 and 169

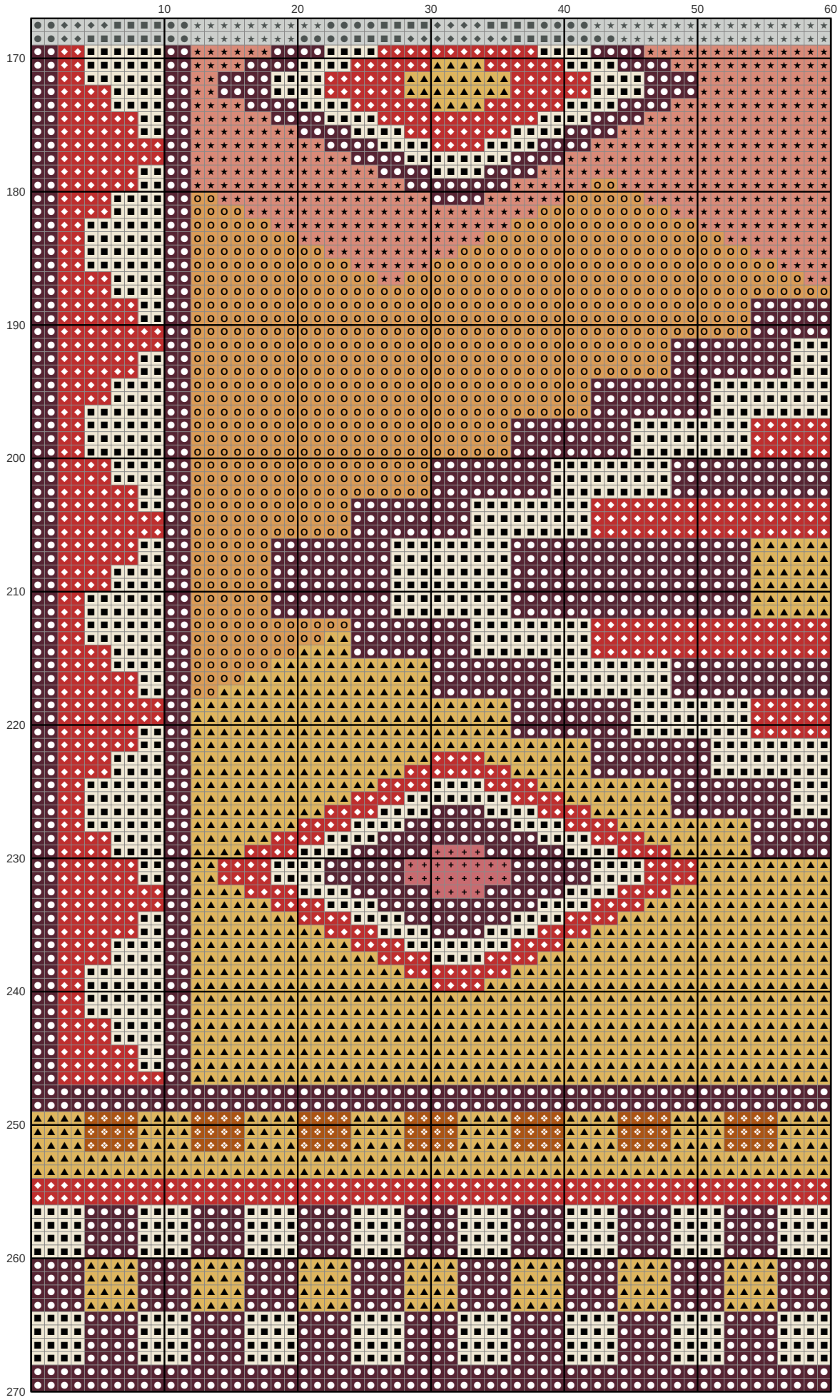

Moroccan rug, rose and saffron diamonds

This page is the dark part of the chart

Chart 7 of 8: columns 61 to 120, rows 170 to 270; gray squares repeat columns 59 and 60 and rows 168 and 169



Moroccan rug, rose and saffron diamonds

This page is the dark part of the chart

Chart 8 of 8: columns 121 to 180, rows 170 to 270; gray squares repeat columns 119 and 120 and rows 168 and 169

