Siberian husky and northern lights

Needlepoint pattern | 143 x 234 stitches | 11 x 18 in (27.9 x 45.7 cm) on 13 mesh | 24 colors



Thread key, DMC

			stitches	yards	skeins
●	**823**	Dark Navy Blue	3,664	35	6
■	**BLANC**	White	2,781	27	5
▲	**3756**	Ultra Very Light Baby Blue	1,726	17	3
◆	**932**	Light Antique Blue	1,441	14	3
▼	**3812**	Very Dark Seagreen	1,369	13	2
★	**3752**	Very Light Antique Blue	1,213	12	2
❖	**931**	Medium Antique Blue	1,134	11	2
X	**29**	Eggplant	1,001	10	2
O	**3750**	Very Dark Antique Blue	982	10	2
+	**930**	Dark Antique Blue	956	10	2
=	**958**	Dark Seagreen	946	9	2
Z	**32**	Dark Blueberry	914	9	2
A	**939**	Very Dark Navy Blue	799	8	2
V	**33**	Fuchsia	734	7	2
T	**3799**	Very Dark Pewter Gray	660	7	1
N	**3608**	Very Light Plum	481	5	1
S	**3847**	Dark Teal Green	446	5	1
K	**500**	Very Dark Blue Green	391	4	1
E	**161**	Gray Blue	374	4	1
C	**964**	Light Seagreen	368	4	1
P	**453**	Light Shell Gray	289	3	1
U	**501**	Dark Blue Green	197	2	1
L	**3761**	Light Sky Blue	36	1	1
2	**518**	Light Wedgwood	18	1	1

One chart square is one tent stitch over one canvas intersection.

Cut the canvas at least 15 x 22 in (38.1 x 55.9 cm) for 13 mesh: the design and 2 in (5.1 cm) of margin on every side.

22,920 stitches in all, inside the outline: the chart is 143 x 234 at its widest and tallest. Start from the center: a red arrow above the chart marks the center column, and one to the left of it the center row. The arrows are on the pages those lines cross.

The chart is on 4 pages, each cut to what is stitched: bare canvas has no page, and a join falls on plain ground where it can. Pages 2 and 3 are turned on their side, for a part that is wider than it is tall. Where chart pages join, gray squares repeat two rows or columns. The small picture at the top of each chart page shows which part it is.

Thread: six-strand floss, 7 or 8 strands in the needle on 13 mesh (counted at 8), about 47 skeins of 8.7 yd in all. Or pearl cotton size 3, 1 strand, about 27 skeins of 16.4 yd; or tapestry wool, 1 strand, about 39 skeins of 8.7 yd; or Persian wool, 2 strands, about 31 skeins of 8 yd. Wool is numbered differently: match it by eye. Needle: tapestry, size 20.

Yards and skeins are estimates: the thread a stitch takes on the front and back of 13 mesh canvas, plus 30 percent, rounded up for each color (about 228 yards in all, as the thread lies in the needle).

Thread colors are approximate screen matches to DMC numbers. Check against real thread before you buy.

Make it a stocking: also have backing and lining fabric, cord or piping, and a loop. Finishers ask for stockings months before Christmas, and most want two extra rows all round. Ask yours before the edge, and stitch a name first. "How to finish a stocking" is a guide linked from this pattern's page.

For your own stitching, gifts and handmade pieces you sell. Do not resell or share this PDF.

Siberian husky and northern lights

Needlepoint pattern

This page is the dark part of the chart

Chart 1 of 4: columns 62 to 143, rows 1 to 71



Siberian husky and northern lights

Needlepoint pattern

Chart 2 of 4: columns 61 to 143, rows 72 to 140; gray squares repeat rows 70 and 71

This page is the dark part of the chart



Siberian husky and northern lights Needlepoint pattern

This page is the dark part of the chart

Chart 3 of 4: columns 1 to 72, rows 141 to 234; gray squares repeat rows 139 and 140



Siberian husky and northern lights

Needlepoint pattern

This page is the dark part of the chart

Chart 4 of 4: columns 73 to 143, rows 141 to 234; gray squares repeat columns 71 and 72 and rows 139 and 140

