Sports theme tefillin bag panel

Needlepoint pattern | 117 x 117 stitches | 9 x 9 in (22.9 x 22.9 cm) on 13 mesh | 18 colors



How to stitch it



1. Each square is one tent stitch, up at 1, down at 2. Lines in continental, right to left, the canvas upside down for the next row; wide areas in basketweave.
2. Cut 18 in of thread. Start and end it without a knot left behind.
3. Mark the middle of the canvas. It is the outlined square on page 4, column 59, row 59 (DMC 939): start there. Count threads, not holes.
4. Go on from it: picture first, background last. Gray squares are on two pages: stitch them once.
5. Last, two more rows all round in DMC 939: the seam hides them.

First time? How to needlepoint: flossfield.com/needlepoint/guides/how-to-start/
How to read a chart: flossfield.com/needlepoint/guides/how-to-read-a-chart/

What you need

Canvas: blank mono canvas, 13 mesh (13 threads to the inch), cut 13.5 in square (34.3 cm).

Needle: blunt tapestry, size 20. Also masking tape for the cut edges, and small scissors.

Thread: six-strand floss, 18 colors, about 32 skeins in all (an estimate). Stitch with 7 strands (8 if canvas shows).

Make it a bag: velvet or twill for the back, a lining and a zipper. How to make a tallit or tefillin bag.

Thread list, DMC

			stitches	skeins
●	939	Very Dark Navy Blue	5,054	9
■	3865	Winter White	3,347	5
▲	970	Light Pumpkin	867	2
◆	3819	Light Moss Green	765	2
▼	433	Medium Brown	473	1
★	312	Very Dark Baby Blue	409	1
❖	920	Medium Copper	333	1
X	909	Very Dark Emerald Green	313	1
H	355	Dark Terra Cotta	311	1
+	842	Very Light Beige Brown	305	1
=	3818	Ultra Very Dark Emerald Green	273	1
Z	ECRU	Ecru	269	1
A	321	Red	248	1
V	336	Navy Blue	180	1
T	921	Copper	153	1
N	166	Medium Light Moss Green	146	1
S	580	Dark Moss Green	128	1
K	801	Dark Coffee Brown	115	1

Skeins are estimates, with the two extra rows: the thread a stitch takes on the front and back of 13 mesh canvas, plus 30 percent, rounded up for each color.

Thread colors are approximate screen matches to DMC numbers. Check against real thread before you buy.

For your own stitching, gifts and handmade pieces you sell. Do not resell or share this PDF or copies of it.

Sports theme tefillin bag panel

Needlepoint pattern

Columns 1 to 63, rows 1 to 54

This page is the dark part of the chart



Key

- **DMC 939** Very Dark Navy Blue
- **DMC 3865** Winter White
- **DMC 970** Light Pumpkin
- **DMC 433** Medium Brown
- **DMC 909** Very Dark Emerald Green
- **DMC 3818** Ultra Very Dark Emerald Green
- **DMC 321** Red

Sports theme tefillin bag panel

Needlepoint pattern

Columns 64 to 117, rows 1 to 54. Gray squares: charted already, do not stitch again

This page is the dark part of the chart



Key

- **DMC 939** Very Dark Navy Blue
- **DMC 3865** Winter White
- **DMC 970** Light Pumpkin
- **DMC 433** Medium Brown
- **DMC 920** Medium Copper
- **DMC 321** Red
- **DMC 921** Copper
- **DMC 801** Dark Coffee Brown

Sports theme tefillin bag panel

Needlepoint pattern

Columns 1 to 63, rows 55 to 117. Start at the red outline. Gray squares: charted already, do not stitch again

This page is the dark part of the chart



Key

● **DMC 939** Very Dark Navy Blue	❖ **DMC 920** Medium Copper	A **DMC 321** Red
■ **DMC 3865** Winter White	X **DMC 909** Very Dark Emerald Green	V **DMC 336** Navy Blue
▲ **DMC 970** Light Pumpkin	+ **DMC 842** Very Light Beige Brown	N **DMC 166** Medium Light Moss Green
◆ **DMC 3819** Light Moss Green	= **DMC 3818** Ultra Very Dark Emerald Green	S **DMC 580** Dark Moss Green
★ **DMC 312** Very Dark Baby Blue	Z **DMC ECRU** Ecru	

Sports theme tefillin bag panel

Needlepoint pattern

Columns 64 to 117, rows 55 to 117. Gray squares: charted already, do not stitch again

This page is the dark part of the chart



Key

- **DMC 939** Very Dark Navy Blue
- **DMC 3865** Winter White
- **DMC 970** Light Pumpkin
- **DMC 433** Medium Brown
- **DMC 920** Medium Copper
- **DMC 355** Dark Terra Cotta
- **DMC 842** Very Light Beige Brown
- **DMC ECRU** Ecru
- **DMC 321** Red
- **DMC 921** Copper
- **DMC 801** Dark Coffee Brown