Geometric star atarah in blue and white

Needlepoint pattern | 430 x 72 stitches | 23.9 x 4 in (60.7 x 10.2 cm) on 18 mesh | 10 colors



Thread key

			stitches	yards	skeins of floss
●	**DMC 939**	Very Dark Navy Blue	14,160	97	12
■	**DMC BLANC**	White	5,436	38	5
▲	**DMC 797**	Royal Blue	4,712	33	4
◆	**DMC 813**	Light Blue	2,544	18	3
▼	**DMC 3820**	Dark Straw	1,660	12	2
★	**DMC 825**	Dark Blue	1,104	8	1
❖	**DMC 334**	Medium Baby Blue	792	6	1
X	**DMC 3325**	Light Baby Blue	296	3	1
O	**DMC 783**	Medium Topaz	232	2	1
+	**DMC 3823**	Ultra Pale Yellow	24	1	1

One chart square is one tent stitch over one canvas intersection.

Cut the canvas at least 27.9 x 8 in (70.8 x 20.3 cm) for 18 mesh: the design and 2 in (5.1 cm) of margin on every side.

30,960 stitches in all. Start from the center: a red arrow above the chart marks the center column, and one to the left of it the center row. The arrows are on the pages those lines cross.

The chart is divided evenly over 5 pages. Pages 2, 3, 4, 5 and 6 are turned on their side, for a part that is wider than it is tall. Where chart pages join, gray squares repeat two columns. The small picture at the top of each chart page shows which part it is.

Thread: six-strand floss, 4 to 6 strands in the needle on 18 mesh (counted at 6), about 31 skeins of 8.7 yd in all. Or pearl cotton size 5, 1 strand, about 15 skeins of 27.3 yd; or Persian wool, 1 strand, about 16 skeins of 8 yd. Wool is numbered differently: match it by eye. Needle: tapestry, size 22.

Yards and skeins are estimates: the thread a stitch takes on the front and back of 18 mesh canvas, plus 30 percent, rounded up for each color (about 218 yards in all, as the thread lies in the needle).

Thread colors are approximate screen matches to DMC numbers. Check against real thread before you buy.

When it is stitched: also have a finisher, or the fabric and cord to make it up yourself. Ask before you stitch the edge: some finishes take extra rows. "Ways to finish needlepoint" is a guide linked from this pattern's page.

For your own stitching, gifts and handmade pieces you sell. Do not resell or share this PDF or copies of it.

Geometric star atarah in blue and white

Needlepoint pattern

Chart 1 of 5: columns 1 to 86, rows 1 to 72



Key

- DMC 939
- DMC BLANC White
- DMC 797 Royal Blue
- DMC 813 Light Blue
- DMC 3820 Dark Straw
- DMC 825 Dark Blue
- DMC 334
- DMC 3325
- DMC 783 Medium Topaz

Geometric star atarah in blue and white

Needlepoint pattern

Chart 2 of 5: columns 87 to 172, rows 1 to 72; gray squares repeat columns 85 and 86



Key

- DMC 939
- DMC BLANC
- DMC 797
- DMC 813 Light Blue
- DMC 3820
- DMC 825 Dark Blue
- DMC 334
- DMC 3325

Geometric star atarah in blue and white

Needlepoint pattern

Chart 3 of 5: columns 173 to 258, rows 1 to 72; gray squares repeat columns 171 and 172



Key

- DMC 939
- DMC BLANC
- DMC 797
- DMC 813 Light Blue
- DMC 3820
- DMC 825 Dark Blue
- DMC 334
- DMC 783
- DMC 3823

Geometric star atarah in blue and white

Needlepoint pattern

Chart 4 of 5: columns 259 to 344, rows 1 to 72; gray squares repeat columns 257 and 258



Key

- DMC 939
- DMC BLANC
- DMC 797
- DMC 813 Light Blue
- DMC 3820
- DMC 825 Dark Blue
- DMC 334
- DMC 3325

Geometric star atarah in blue and white

Needlepoint pattern

Chart 5 of 5: columns 345 to 430, rows 1 to 72; gray squares repeat columns 343 and 344



Key

- DMC 939
- DMC BLANC
- DMC 797
- DMC 813 Light Blue
- DMC 3820
- DMC 825 Dark Blue
- DMC 334
- DMC 3325
- DMC 783