Monochrome blue star stitch sampler

Needlepoint pattern | 156 x 156 stitches | 12 x 12 in (30.5 x 30.5 cm) on 13 mesh | 6 colors



Thread key

			stitches	yards	skeins
●	**DMC BLANC**	White	8,372	80	13
■	**DMC 939**	Very Dark Navy Blue	6,296	60	10
▲	**DMC 312**	Very Dark Baby Blue	3,668	35	6
◆	**DMC 3755**	Baby Blue	2,616	25	4
▼	**DMC 322**	Dark Baby Blue	2,604	25	4
★	**DMC 3325**	Light Baby Blue	780	8	2

One chart square is one tent stitch over one canvas intersection.

Cut the canvas at least 16 x 16 in (40.6 x 40.6 cm) for 13 mesh: the design and 2 in (5.1 cm) of margin on every side.

24,336 stitches in all. Start from the center: a red arrow above the chart marks the center column, and one to the left of it the center row. The arrows are on the pages those lines cross.

The chart is divided evenly over 4 pages. Where chart pages join, gray squares repeat two rows or columns. The small picture at the top of each chart page shows which part it is.

Thread: six-strand floss, 7 or 8 strands in the needle on 13 mesh (counted at 8), about 39 skeins of 8.7 yd in all. Or pearl cotton size 3, 1 strand, about 17 skeins of 16.4 yd; or tapestry wool, 1 strand, about 28 skeins of 8.7 yd; or Persian wool, 2 strands, about 22 skeins of 8 yd. Wool is numbered differently: match it by eye. Needle: tapestry, size 20.

Yards and skeins are estimates: the thread a stitch takes on the front and back of 13 mesh canvas, plus 30 percent, rounded up for each color (about 233 yards in all, as the thread lies in the needle).

Thread colors are approximate screen matches to DMC numbers. Check against real thread before you buy.

Make it a pillow: also have backing fabric, an insert the size of the stitching or an inch larger, and cord or piping for the edge. The seam takes the last two rows: stitch two extra rows all round, or keep the edge plain. "How to finish a pillow" is a guide linked from this pattern's page.

For your own stitching, gifts and handmade pieces you sell. Do not resell or share this PDF.

Monochrome blue star stitch sampler

Needlepoint pattern

Chart 1 of 4: columns 1 to 78, rows 1 to 78

This page is the dark part of the chart



Monochrome blue star stitch sampler

Needlepoint pattern

This page is the dark part of the chart

Chart 2 of 4: columns 79 to 156, rows 1 to 78; gray squares repeat columns 77 and 78

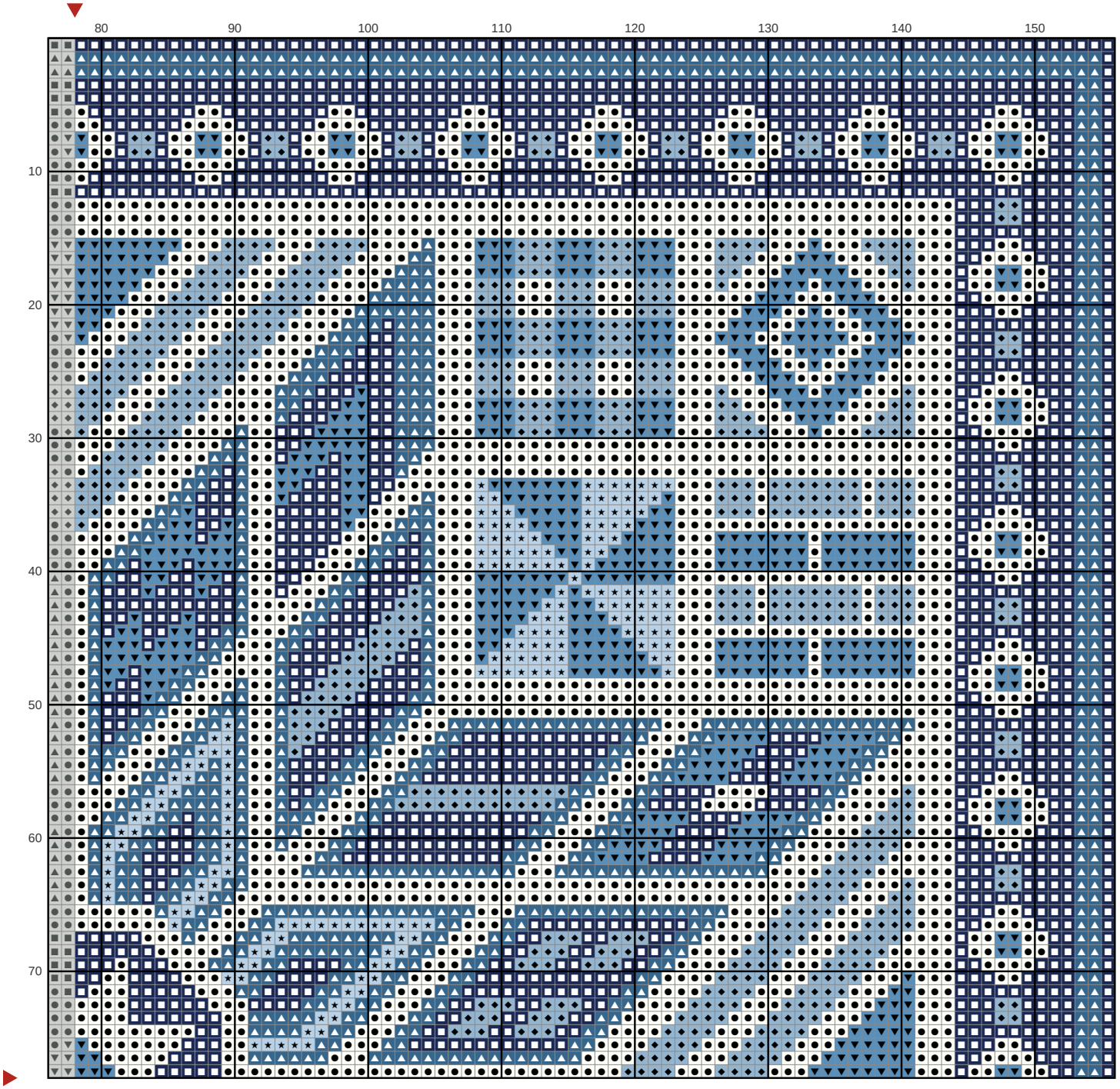

Monochrome blue star stitch sampler

Needlepoint pattern

Chart 3 of 4: columns 1 to 78, rows 79 to 156; gray squares repeat rows 77 and 78

This page is the dark part of the chart



Monochrome blue star stitch sampler

Needlepoint pattern

This page is the dark part of the chart

Chart 4 of 4: columns 79 to 156, rows 79 to 156; gray squares repeat columns 77 and 78 and rows 77 and 78

