Gaucho wallet with stepped diamonds

Needlepoint pattern | 126 x 72 stitches | 7 x 4 in (17.8 x 10.2 cm) on 18 mesh | 6 colors



How to read the chart



1. Each square is one tent stitch, up at 1, down at 2: basketweave for the background, continental for lines.
2. Bind the edges. Cut 18 in of thread; start and end it without a knot left behind.
3. Mark the middle of the canvas. It is the outlined square on page 2 (DMC 436): start there. Count threads, not holes.
4. Picture first, then border, background last. Gray squares are on two pages: stitch them once.
5. A heavier line stands every ten squares: count by them.
6. When it is done, block it square.

flossfield.com/needlepoint/guides/how-to-read-a-chart/

You will need

Canvas: blank mono canvas, 18 mesh (18 threads to the inch), cut 11 x 8 in (27.9 x 20.3 cm).

Needle: tapestry, size 22. Also masking tape for the cut edges, and small scissors.

Thread: six-strand floss, 4 strands in the needle (5 or 6 if canvas shows), about 10 skeins in all (an estimate).

Make it a wallet: a wallet or clutch with a window this size, or a lining and a closure to sew it up. Measure the window before you stitch. If the piece is small for it, stitch two extra rows all round in DMC 436, the color at its edge.
How to press needlepoint into a wallet.

Thread list

			stitches	skeins of floss
●	**DMC 436**	Tan	3,368	3
■	**DMC 815**	Medium Garnet	2,164	2
▲	**DMC 823**	Dark Navy Blue	1,624	2
◆	**DMC 712**	Cream	1,108	1
▼	**DMC 519**	Sky Blue	448	1
★	**DMC 500**	Very Dark Blue Green	360	1

Skeins are estimates: the thread a stitch takes on the front and back of 18 mesh canvas, plus 30 percent, rounded up for each color.
Thread colors are approximate screen matches to DMC numbers. Check against real thread before you buy.
For your own stitching, gifts and handmade pieces you sell. Do not resell or share this PDF or copies of it.

Gaucho wallet with stepped diamonds

Needlepoint pattern

This page is the dark part of the chart

Chart 1 of 2: columns 1 to 63, rows 1 to 72. Start at the red outline



Key

- **DMC 436** Tan
- **DMC 815** Medium Garnet
- **DMC 823** Dark Navy Blue
- **DMC 712** Cream
- **DMC 519** Sky Blue
- **DMC 500** Very Dark Blue Green

Gaucho wallet with stepped diamonds

Needlepoint pattern

This page is the dark part of the chart

Chart 2 of 2: columns 64 to 126, rows 1 to 72. Gray squares repeat columns 62 and 63: do not stitch them twice



Key

- **DMC 436** Tan
- **DMC 815** Medium Garnet
- **DMC 823** Dark Navy Blue
- **DMC 712** Cream
- **DMC 519** Sky Blue
- **DMC 500** Very Dark Blue Green