Tiny tumbling blocks at sunrise

Needlepoint pattern | 90 x 126 stitches | 5 x 7 in (12.7 x 17.8 cm) on 18 mesh | 18 colors



How to stitch it



1. Each square is one tent stitch, up at 1, down at 2. Lines in continental, right to left, the canvas upside down for the next row; wide areas in basketweave.
2. Cut 18 in of thread. Start and end it without a knot left behind.
3. Mark the middle of the canvas. It is the outlined square on page 2, column 45, row 63 (DMC 3824): start there. Count threads, not holes.
4. Go on from it: picture first, background last. Gray squares are on two pages: stitch them once.
5. Last, two more rows all round in DMC 742: the opening's edge hides them.

First time? How to needlepoint: flossfield.com/needlepoint/guides/how-to-start/
How to read a chart: flossfield.com/needlepoint/guides/how-to-read-a-chart/

What you need

Canvas: blank mono canvas, 18 mesh (18 threads to the inch), cut 9.5 in wide x 11.5 in high (24.1 x 29.2 cm).

Needle: blunt tapestry, size 22. Also masking tape for the cut edges, and small scissors.

Thread: six-strand floss, 18 colors, about 19 skeins in all (an estimate). Stitch with 4 strands (5 or 6 if canvas shows).

Fit it into a lid: the box or tray, acid-free board and backing. Measure the opening first.
How to fit it into a lid.

Thread list, DMC

			stitches	skeins
●	**350**	Medium Coral	1,179	1
■	**742**	Light Tangerine	1,143	2
▲	**208**	Very Dark Lavender	826	1
◆	**550**	Very Dark Violet	826	1
▼	**3340**	Medium Apricot	767	1
★	**602**	Medium Cranberry	708	1
❖	**718**	Plum	708	1
X	**210**	Medium Lavender	700	1
H	**3824**	Light Apricot	686	1
+	**3706**	Medium Melon	600	1
=	**336**	Navy Blue	531	1
Z	**3838**	Dark Lavender Blue	531	1
A	**741**	Medium Tangerine	413	1
V	**946**	Medium Burnt Orange	413	1
T	**743**	Medium Yellow	386	1
N	**809**	Delft Blue	342	1
S	**744**	Pale Yellow	295	1
K	**3823**	Ultra Pale Yellow	286	1

Skeins are estimates, with the two extra rows: the thread a stitch takes on the front and back of 18 mesh canvas, plus 30 percent, rounded up for each color.

Thread colors are approximate screen matches to DMC numbers. Check against real thread before you buy.

For your own stitching, gifts and handmade pieces you sell. Do not resell or share this PDF or copies of it.

Tiny tumbling blocks at sunrise

Needlepoint pattern

Columns 1 to 90, rows 1 to 63. Start at the red outline

This page is the dark part of the chart



Key

- **DMC 350** Medium Coral
- **DMC 742** Light Tangerine
- **DMC 208** Very Dark Lavender
- **DMC 550** Very Dark Violet
- **DMC 602** Medium Cranberry
- **DMC 718** Plum
- **DMC 210** Medium Lavender
- **H** **DMC 3824** Light Apricot
- **+** **DMC 3706** Medium Melon
- **=** **DMC 336** Navy Blue
- **Z** **DMC 3838** Dark Lavender Blue
- **N** **DMC 809** Delft Blue

Tiny tumbling blocks at sunrise

Needlepoint pattern

Columns 1 to 90, rows 64 to 126. Gray squares: charted already, do not stitch again

This page is the dark part of the chart



Key

- **DMC 350** Medium Coral
- **DMC 742** Light Tangerine
- **DMC 3340** Medium Apricot
- **DMC 602** Medium Cranberry
- **DMC 718** Plum
- **DMC 3824** Light Apricot
- **DMC 3706** Medium Melon
- **DMC 741** Medium Tangerine
- **DMC 946** Medium Burnt Orange
- **DMC 743** Medium Yellow
- **DMC 744** Pale Yellow
- **DMC 3823** Ultra Pale Yellow