# Gingham heart ornament with strawberries

Needlepoint pattern | 110 x 108 stitches | 6.1 x 6 in (15.5 x 15.2 cm) on 18 mesh | 15 colors



## How to stitch it




1. Each square is one tent stitch, up at 1, down at 2. Lines in continental, right to left, the canvas upside down for the next row; wide areas in basketweave.
2. Cut 18 in of thread. Start and end it without a knot left behind.
3. Mark the middle of the canvas. It is the outlined square on page 2, column 55, row 54 (DMC BLANC): start there. Count threads, not holes.
4. Go on from it: picture first, background last. Gray squares are on two pages: stitch them once. Empty squares stay bare.
5. Last, two more rows all round in DMC 727: the board's edge hides them.

First time? How to needlepoint: flossfield.com/needlepoint/guides/how-to-start/
How to read a chart: flossfield.com/needlepoint/guides/how-to-read-a-chart/

## What you need

**Canvas:** blank mono canvas, 18 mesh (18 threads to the inch), cut 10.5 in square (26.7 cm).

**Needle:** blunt tapestry, size 22. Also masking tape for the cut edges, and small scissors.

**Thread:** six-strand floss, 15 colors, about 17 skeins in all (an estimate). Stitch with 4 strands (5 or 6 if canvas shows).

**Make it an ornament:** board, thin batting, backing fabric and twisted cord.
How to finish an ornament.

## Thread list, DMC

| | | | stitches | skeins |
|---|---|---|---|---|
| ● | **BLANC** | White | 2,215 | 2 |
| ■ | **727** | Very Light Topaz | 1,036 | 2 |
| ▲ | **931** | Medium Antique Blue | 972 | 1 |
| ◆ | **3325** | Light Baby Blue | 801 | 1 |
| ▼ | **3752** | Very Light Antique Blue | 467 | 1 |
| ★ | **334** | Medium Baby Blue | 401 | 1 |
| ❖ | **904** | Very Dark Parrot Green | 335 | 1 |
| X | **906** | Medium Parrot Green | 263 | 1 |
| H | **895** | Very Dark Hunter Green | 236 | 1 |
| + | **815** | Medium Garnet | 205 | 1 |
| = | **350** | Medium Coral | 179 | 1 |
| Z | **321** | Red | 152 | 1 |
| A | **472** | Ultra Light Avocado Green | 67 | 1 |
| V | **3705** | Dark Melon | 41 | 1 |
| T | **742** | Light Tangerine | 36 | 1 |

Skeins are estimates, with the two extra rows: the thread a stitch takes on the front and back of 18 mesh canvas, plus 30 percent, rounded up for each color.

Thread colors are approximate screen matches to DMC numbers. Check against real thread before you buy.

For your own stitching, gifts and handmade pieces you sell. Do not resell or share this PDF or copies of it.

# Gingham heart ornament with strawberries

Columns 3 to 59, rows 4 to 103. Start at the red outline

This page is the dark part of the chart

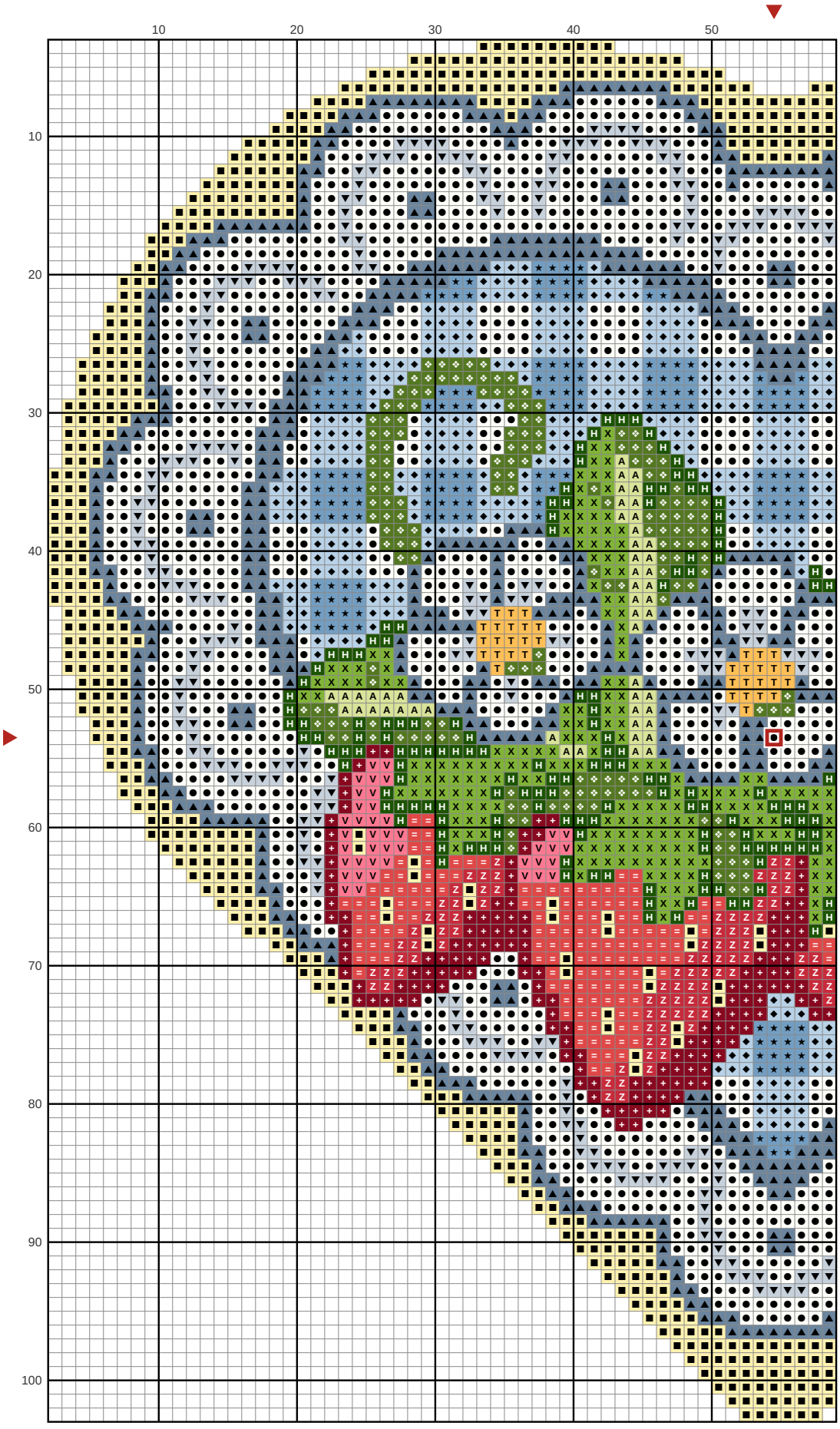


## Key

- DMC BLANC — White
- DMC 727 — Very Light Topaz
- DMC 931 — Medium Antique Blue
- DMC 3325 — Light Baby Blue
- DMC 3752 — Very Light Antique Blue
- DMC 334 — Medium Baby Blue
- DMC 904 — Very Dark Parrot Green
- DMC 906 — Medium Parrot Green
- DMC 895 — Very Dark Hunter Green
- DMC 815 — Medium Garnet
- DMC 350 — Medium Coral
- DMC 321 — Red
- DMC 472 — Ultra Light Avocado Green
- DMC 3705 — Dark Melon
- DMC 742 — Light Tangerine

# Gingham heart ornament with strawberries

Columns 60 to 108, rows 4 to 103. Gray squares: charted already, do not stitch again

This page is the dark part of the chart

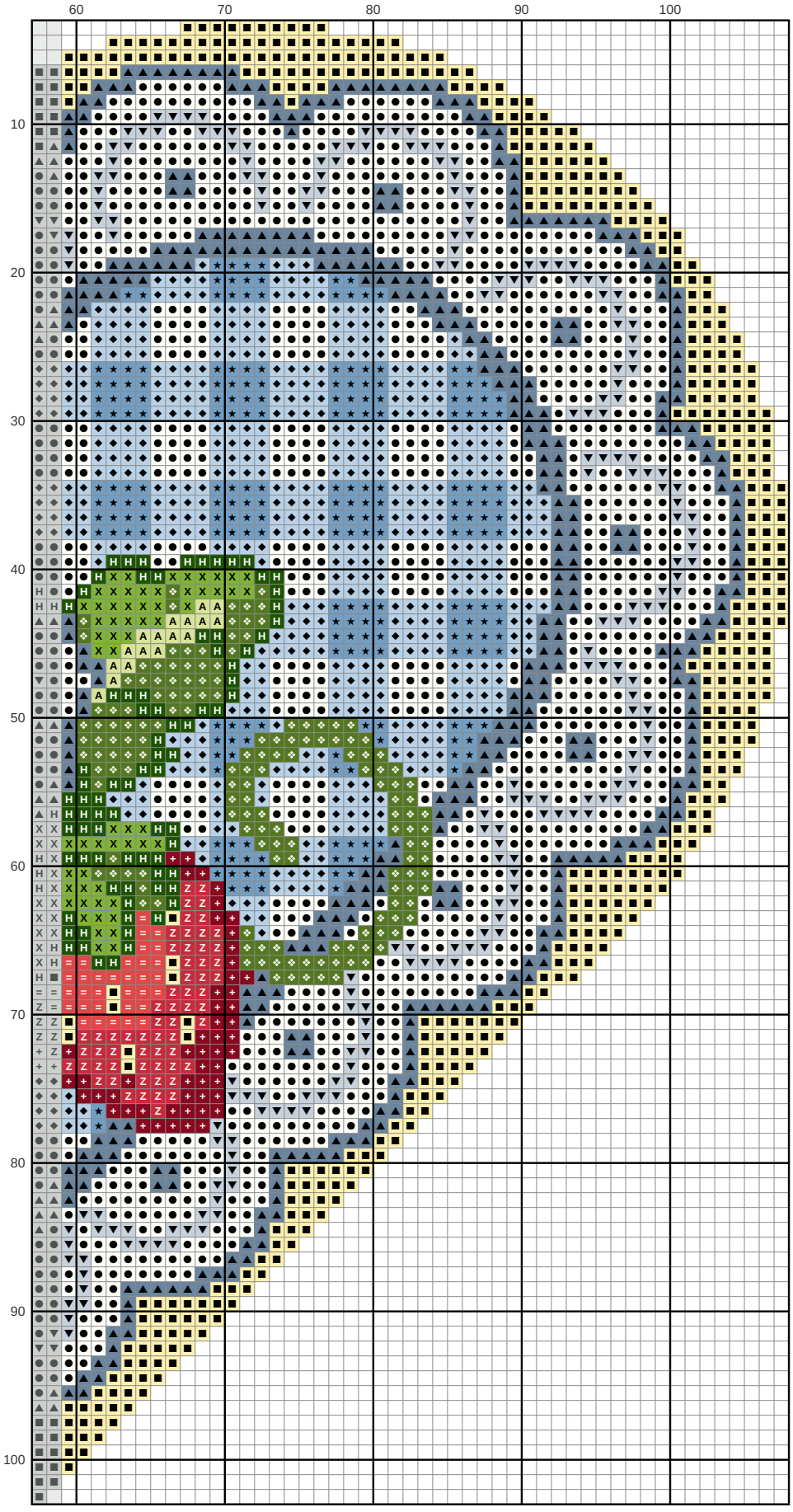


## Key

- ● **DMC BLANC** White
- ■ **DMC 727** Very Light Topaz
- ▲ **DMC 931** Medium Antique Blue
- ◆ **DMC 3325** Light Baby Blue
- ▼ **DMC 3752** Very Light Antique Blue
- ★ **DMC 334** Medium Baby Blue
- ❖ **DMC 904** Very Dark Parrot Green
- X **DMC 906** Medium Parrot Green
- H **DMC 895** Very Dark Hunter Green
- \+ **DMC 815** Medium Garnet
- = **DMC 350** Medium Coral
- Z **DMC 321** Red
- A **DMC 472** Ultra Light Avocado Green