Gingham key fob

Needlepoint pattern | 126 x 22 stitches | 7 x 1.2 in (17.8 x 3.1 cm) on 18 mesh | 3 colors



Thread key

			stitches
■	**DMC 809**	Delft Blue	1,260
▲	**DMC 823**	Dark Navy Blue	892
●	**DMC BLANC**	White	620

One chart square is one tent stitch over one canvas intersection.

Cut the canvas at least 11 x 5.2 in (27.9 x 13.3 cm) for 18 mesh: the design and 2 in (5.1 cm) of margin on every side.

2,772 stitches in all. Start from the center: a red arrow above the chart marks the center column, and one to the left of it the center row.

The chart is printed in 2 parts of equal size, one under the other, on one page,
turned on its side. Where the parts join, gray squares repeat two columns.

Thread colors are approximate screen matches to DMC numbers. Check against real thread before you buy.

For your own stitching, gifts and handmade pieces you sell. Do not resell or share this PDF.

Gingham key fob

Needlepoint pattern

Chart 1 of 2: columns 1 to 63, rows 1 to 22



Chart 2 of 2: columns 64 to 126, rows 1 to 22; gray squares repeat columns 62 and 63