Plain alphabet with a kitchen garden

Needlepoint pattern | 182 x 182 stitches | 14 x 14 in (35.6 x 35.6 cm) on 13 mesh | 24 colors



Thread key, DMC

			stitches	yards	skeins
●	BLANC	White	23,546	224	35
■	823	Dark Navy Blue	2,378	23	4
▲	3840	Light Lavender Blue	1,908	19	3
◆	799	Medium Delft Blue	1,580	15	3
▼	433	Medium Brown	1,518	15	3
★	3345	Dark Hunter Green	605	6	1
❖	3346	Hunter Green	326	4	1
X	3347	Medium Yellow Green	223	3	1
O	3803	Dark Mauve	190	2	1
+	740	Tangerine	165	2	1
=	3823	Ultra Pale Yellow	106	2	1
Z	720	Dark Orange Spice	102	1	1
A	321	Red	74	1	1
V	902	Very Dark Garnet	58	1	1
T	553	Violet	50	1	1
N	3687	Mauve	50	1	1
S	815	Medium Garnet	42	1	1
K	437	Light Tan	40	1	1
E	742	Light Tangerine	39	1	1
C	738	Very Light Tan	32	1	1
P	3706	Medium Melon	31	1	1
U	3708	Light Melon	23	1	1
L	550	Very Dark Violet	22	1	1
2	554	Light Violet	16	1	1

One chart square is one tent stitch over one canvas intersection.

Cut the canvas at least 18 x 18 in (45.7 x 45.7 cm) for 13 mesh: the design and 2 in (5.1 cm) of margin on every side.

33,124 stitches in all. Start from the center: a red arrow above the chart marks the center column, and one to the left of it the center row. The arrows are on the pages those lines cross.

The chart is on 5 pages, each cut to what is stitched: bare canvas has no page, and a join falls on plain ground where it can. Pages 2 and 3 are turned on their side, for a part that is wider than it is tall. Where chart pages join, gray squares repeat two rows or columns. The small picture at the top of each chart page shows which part it is.

Thread: six-strand floss, 7 or 8 strands in the needle on 13 mesh (counted at 8), about 67 skeins of 8.7 yd in all. Or pearl cotton size 3, 1 strand, about 39 skeins of 16.4 yd; or tapestry wool, 1 strand, about 55 skeins of 8.7 yd; or Persian wool, 2 strands, about 46 skeins of 8 yd. Wool is numbered differently: match it by eye. Needle: tapestry, size 20.

Yards and skeins are estimates: the thread a stitch takes on the front and back of 13 mesh canvas, plus 30 percent, rounded up for each color (about 328 yards in all, as the thread lies in the needle).

Thread colors are approximate screen matches to DMC numbers. Check against real thread before you buy.

Make it a pillow: also have backing fabric, an insert the size of the stitching or an inch larger, and cord or piping for the edge. The seam takes the last two rows: stitch two extra rows all round, or keep the edge plain. "How to finish a pillow" is a guide linked from this pattern's page.

For your own stitching, gifts and handmade pieces you sell. Do not resell or share this PDF or copies of it.

Plain alphabet with a kitchen garden

Needlepoint pattern

Chart 1 of 5: columns 1 to 91, rows 1 to 74

This page is the dark part of the chart

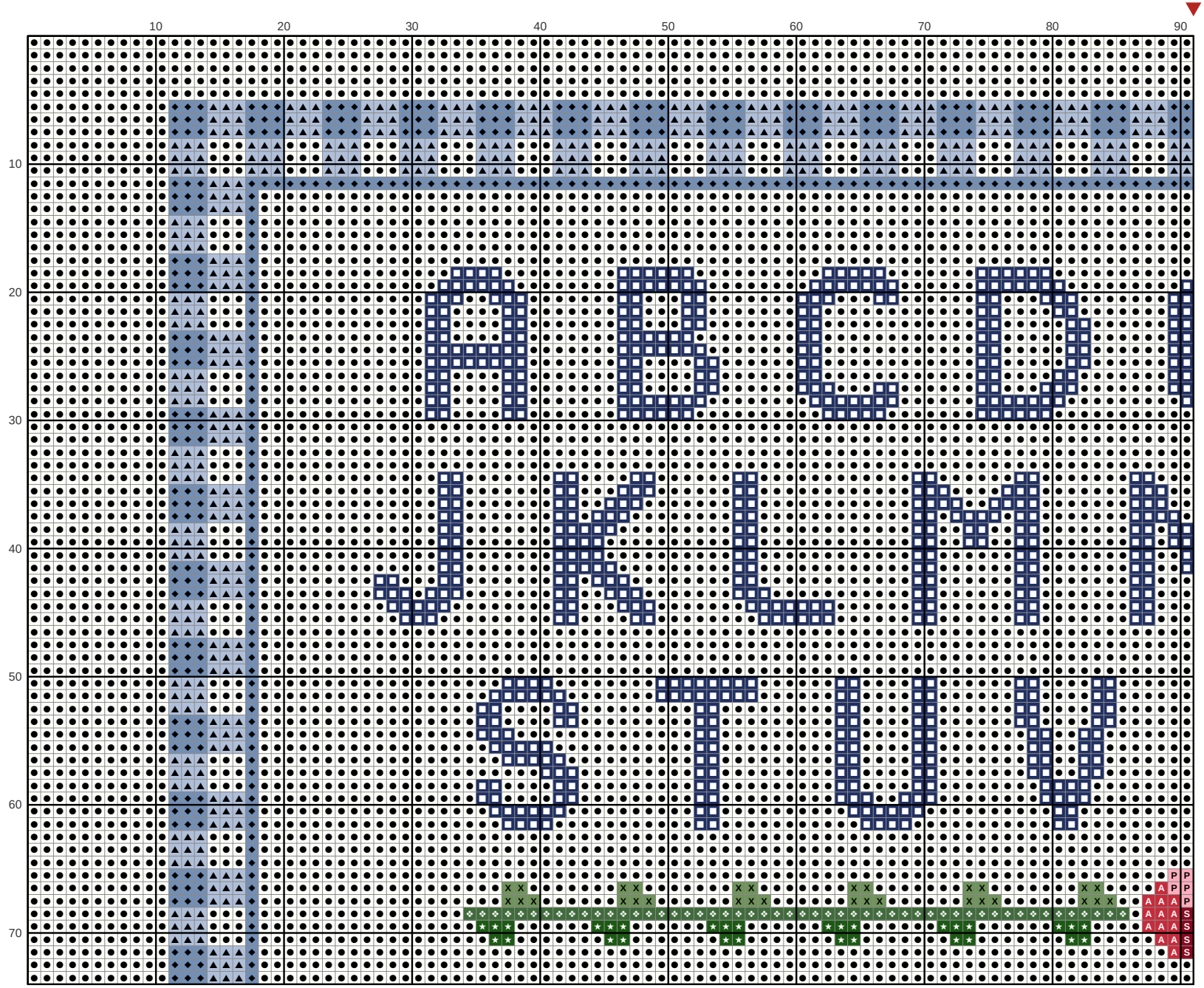

Key

- ● **DMC BLANC** White
- ■ **DMC 823** Dark Navy Blue
- ▲ **DMC 3840** Light Lavender Blue
- ◆ **DMC 799** Medium Delft Blue
- ★ **DMC 3345** Dark Hunter Green
- ❖ **DMC 3346** Hunter Green
- X **DMC 3347** Medium Yellow Green
- A **DMC 321** Red
- S **DMC 815** Medium Garnet
- P **DMC 3706** Medium Melon

Plain alphabet with a kitchen garden

Needlepoint pattern

Chart 2 of 5: columns 92 to 182, rows 1 to 74; gray squares repeat columns 90 and 91

This page is the dark part of the chart

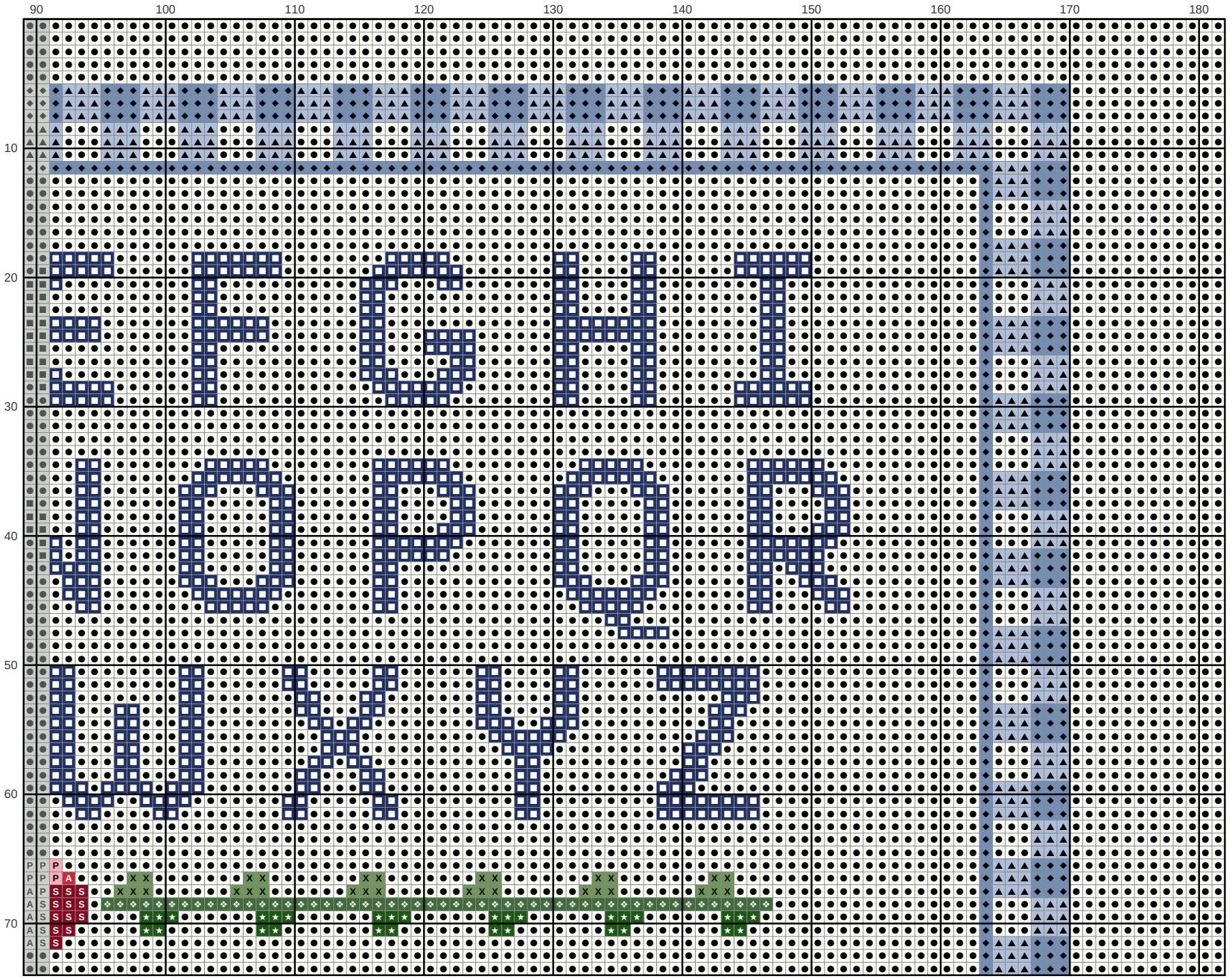

Key

- DMC BLANC White
- DMC 823 Dark Navy Blue
- DMC 3840 Light Lavender Blue
- DMC 799 Medium Delft Blue
- DMC 3345 Dark Hunter Green
- DMC 3346 Hunter Green
- DMC 3347 Medium Yellow Green
- DMC 321 Red
- DMC 815 Medium Garnet
- DMC 3706 Medium Melon

Plain alphabet with a kitchen garden

Needlepoint pattern

Chart 3 of 5: columns 1 to 61, rows 75 to 182; gray squares repeat rows 73 and 74

This page is the dark part of the chart



Key

- ● DMC BLANC
- ■ DMC 823
- ▲ DMC 3840
- ◆ DMC 799
- ▼ DMC 433
- ★ DMC 3345
- ❖ DMC 3346
- X DMC 3347
- O DMC 3803
- \+ DMC 740 Tangerine
- = DMC 3823
- Z DMC 720
- A DMC 321 Red
- V DMC 902
- N DMC 3687 Mauve
- K DMC 437 Light Tan
- E DMC 742
- C DMC 738
- P DMC 3706

Plain alphabet with a kitchen garden

Needlepoint pattern

This page is the dark part of the chart

Chart 4 of 5: columns 62 to 122, rows 75 to 182; gray squares repeat columns 60 and 61 and rows 73 and 74



Key

- DMC BLANC
- DMC 823
- DMC 3840
- DMC 799
- DMC 433
- DMC 3345
- DMC 3346
- DMC 3347
- DMC 740
- DMC 3823
- DMC 720
- DMC 321 Red
- DMC 553 Violet
- DMC 815
- DMC 437
- DMC 742
- DMC 738
- DMC 3706
- DMC 3708
- DMC 550
- DMC 554

Plain alphabet with a kitchen garden

Needlepoint pattern

This page is the dark part of the chart

Chart 5 of 5: columns 123 to 182, rows 75 to 182; gray squares repeat columns 121 and 122 and rows 73 and 74



Key

- DMC BLANC
- DMC 823
- DMC 3840
- DMC 799
- DMC 433
- DMC 3345
- DMC 3346
- DMC 3347
- DMC 3803
- DMC 740
- DMC 3823
- DMC 720
- DMC 321 Red
- DMC 902
- DMC 3687
- DMC 815
- DMC 437
- DMC 742
- DMC 738