Glossy anchor with pearls

Needlepoint pattern | 90 x 90 stitches | 5 x 5 in (12.7 x 12.7 cm) on 18 mesh | 18 colors



How to stitch it



1. Each square is one tent stitch, up at 1, down at 2. Lines in continental, right to left, the canvas upside down for the next row; wide areas in basketweave.
2. Cut 18 in of thread. Start and end it without a knot left behind.
3. Mark the middle of the canvas. It is the outlined square on page 2, column 45, row 45 (DMC 3841): start there. Count threads, not holes.
4. Go on from it: picture first, background last. Gray squares are on two pages: stitch them once.
5. Last, two more rows all round in DMC 939: the opening's edge hides them.

First time? How to needlepoint: flossfield.com/needlepoint/guides/how-to-start/
How to read a chart: flossfield.com/needlepoint/guides/how-to-read-a-chart/

What you need

Canvas: blank mono canvas, 18 mesh (18 threads to the inch), cut 9.5 in square (24.1 cm).

Needle: blunt tapestry, size 22. Also masking tape for the cut edges, and small scissors.

Thread: six-strand floss, 18 colors, about 21 skeins in all (an estimate). Stitch with 4 strands (5 or 6 if canvas shows).

Fit it into a lid: the box or tray, acid-free board and backing. Measure the opening first.
How to fit it into a lid.

Thread list, DMC

			stitches	skeins
●	**939**	Very Dark Navy Blue	1,476	2
■	**3810**	Dark Turquoise	1,371	2
▲	**597**	Turquoise	1,340	2
◆	**783**	Medium Topaz	1,230	1
▼	**3820**	Dark Straw	849	1
★	**3808**	Ultra Very Dark Turquoise	700	1
❖	**797**	Royal Blue	218	1
X	**3841**	Pale Baby Blue	180	1
H	**BLANC**	White	165	1
+	**3033**	Very Light Mocha Brown	147	1
=	**799**	Medium Delft Blue	94	1
Z	**452**	Medium Shell Gray	90	1
A	**745**	Light Pale Yellow	64	1
V	**351**	Coral	50	1
T	**347**	Very Dark Salmon	46	1
N	**451**	Dark Shell Gray	42	1
S	**780**	Ultra Very Dark Topaz	22	1
K	**353**	Peach	16	1

Skeins are estimates, with the two extra rows: the thread a stitch takes on the front and back of 18 mesh canvas, plus 30 percent, rounded up for each color.

Thread colors are approximate screen matches to DMC numbers. Check against real thread before you buy.

For your own stitching, gifts and handmade pieces you sell. Do not resell or share this PDF or copies of it.

Glossy anchor with pearls

Needlepoint pattern

Columns 1 to 49, rows 1 to 90. Start at the red outline

This page is the dark part of the chart

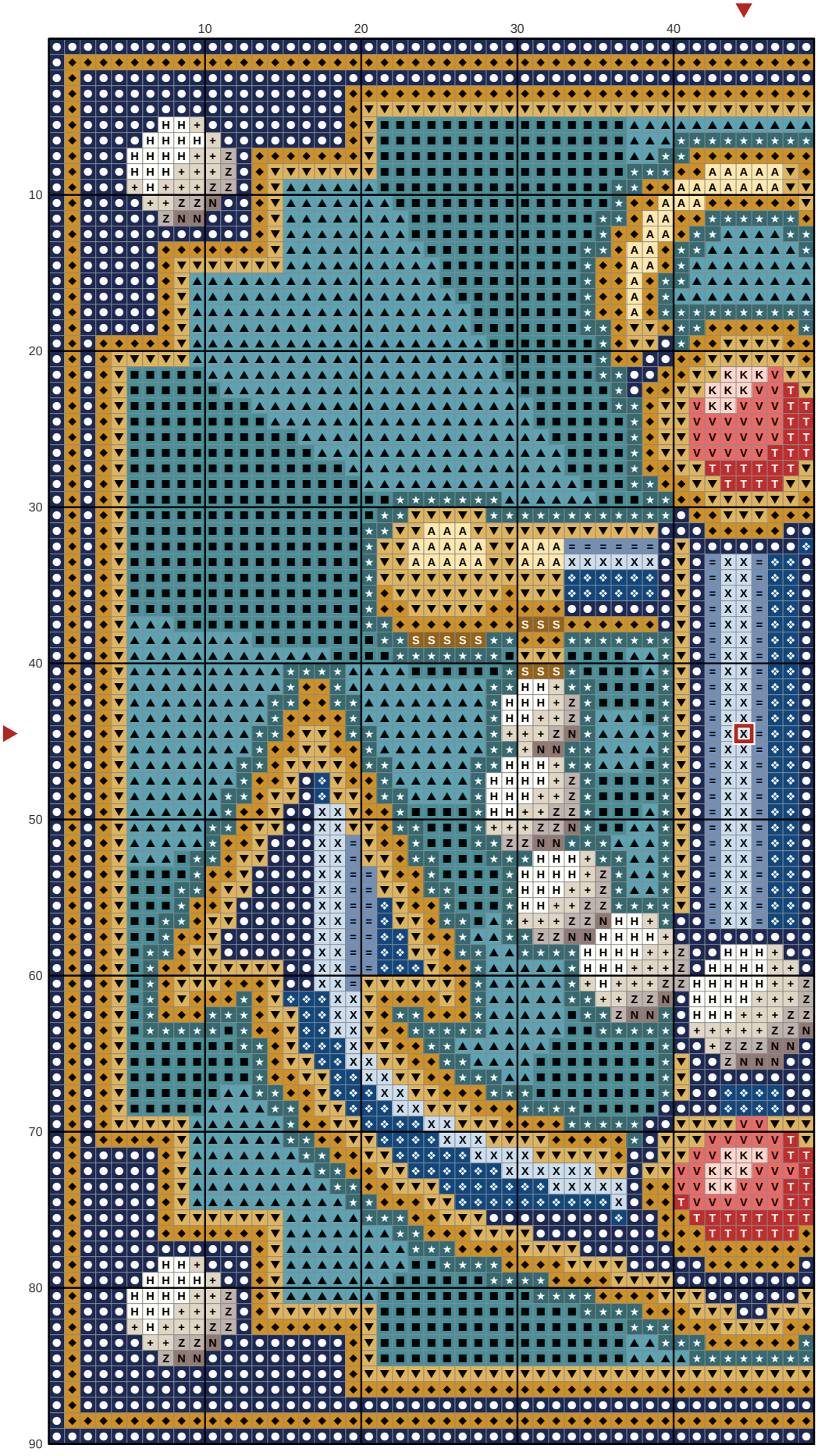

Key

- **DMC 939** Very Dark Navy Blue
- **DMC 3810** Dark Turquoise
- **DMC 597** Turquoise
- **DMC 783** Medium Topaz
- **DMC 3820** Dark Straw
- **DMC 3808** Ultra Very Dark Turquoise
- **DMC 797** Royal Blue
- **X** **DMC 3841** Pale Baby Blue
- **H** **DMC BLANC** White
- **+** **DMC 3033** Very Light Mocha Brown
- **=** **DMC 799** Medium Delft Blue
- **Z** **DMC 452** Medium Shell Gray
- **A** **DMC 745** Light Pale Yellow
- **V** **DMC 351** Coral
- **T** **DMC 347** Very Dark Salmon
- **N** **DMC 451** Dark Shell Gray
- **S** **DMC 780** Ultra Very Dark Topaz
- **K** **DMC 353** Peach

Glossy anchor with pearls

Needlepoint pattern

Columns 50 to 90, rows 1 to 90. Gray squares: charted already, do not stitch again

This page is the dark part of the chart

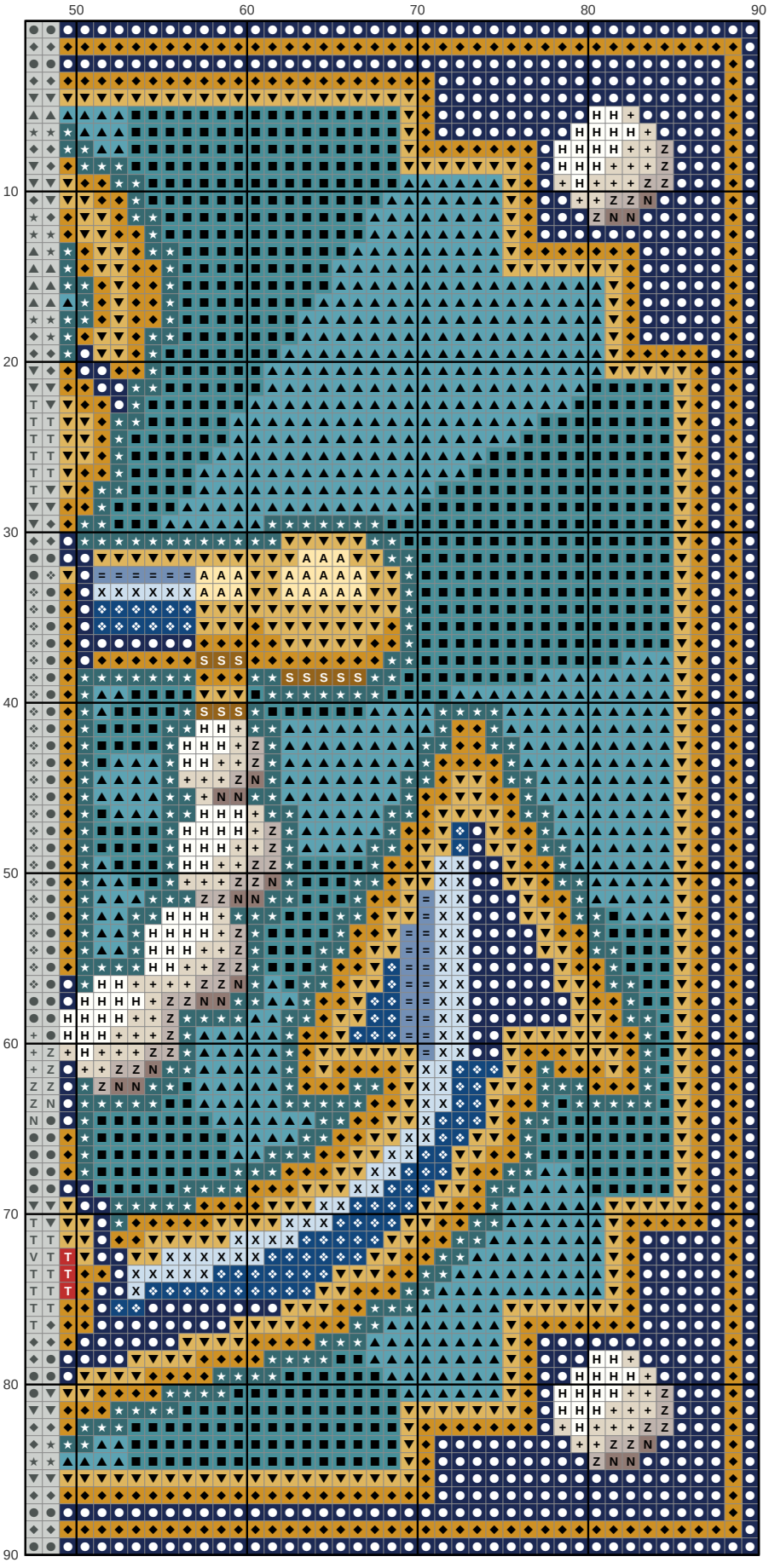

Key

- **DMC 939** Very Dark Navy Blue
- **DMC 3810** Dark Turquoise
- **DMC 597** Turquoise
- **DMC 783** Medium Topaz
- **DMC 3820** Dark Straw
- **DMC 3808** Ultra Very Dark Turquoise
- **DMC 797** Royal Blue
- **X** **DMC 3841** Pale Baby Blue
- **H** **DMC BLANC** White
- **+** **DMC 3033** Very Light Mocha Brown
- **=** **DMC 799** Medium Delft Blue
- **Z** **DMC 452** Medium Shell Gray
- **A** **DMC 745** Light Pale Yellow
- **T** **DMC 347** Very Dark Salmon
- **N** **DMC 451** Dark Shell Gray
- **S** **DMC 780** Ultra Very Dark Topaz