Glossy dark chocolate bar in gold foil

Needlepoint pattern | 90 x 90 stitches | 5 x 5 in (12.7 x 12.7 cm) on 18 mesh | 17 colors



How to stitch it



1. Each square is one tent stitch, up at 1, down at 2. Lines in continental, right to left, the canvas upside down for the next row; wide areas in basketweave.
2. Cut 18 in of thread. Start and end it without a knot left behind.
3. Mark the middle of the canvas. It is the outlined square on page 2, column 45, row 45 (DMC 782): start there. Count threads, not holes.
4. Go on from it: picture first, background last. Gray squares are on two pages: stitch them once.
5. Last, two more rows all round in DMC 500: the opening's edge hides them.

First time? How to needlepoint: flossfield.com/needlepoint/guides/how-to-start/
How to read a chart: flossfield.com/needlepoint/guides/how-to-read-a-chart/

What you need

Canvas: blank mono canvas, 18 mesh (18 threads to the inch), cut 9.5 in square (24.1 cm).

Needle: blunt tapestry, size 22. Also masking tape for the cut edges, and small scissors.

Thread: six-strand floss, 17 colors, about 18 skeins in all (an estimate). Stitch with 4 strands (5 or 6 if canvas shows).

Fit it into a lid: the box or tray, acid-free board and backing. Measure the opening first.
How to fit it into a lid.

Thread list, DMC

			stitches	skeins
●	**500**	Very Dark Blue Green	1,676	2
■	**3820**	Dark Straw	1,118	1
▲	**504**	Very Light Blue Green	1,104	1
◆	**3816**	Celadon Green	605	1
▼	**782**	Dark Topaz	541	1
★	**938**	Ultra Dark Coffee Brown	424	1
❖	**433**	Medium Brown	422	1
X	**801**	Dark Coffee Brown	400	1
H	**503**	Medium Blue Green	360	1
+	**745**	Light Pale Yellow	349	1
=	**3822**	Light Straw	299	1
Z	**435**	Very Light Brown	247	1
A	**434**	Light Brown	199	1
V	**898**	Very Dark Coffee Brown	186	1
T	**437**	Light Tan	106	1
N	**739**	Ultra Very Light Tan	35	1
S	**780**	Ultra Very Dark Topaz	29	1

Skeins are estimates, with the two extra rows: the thread a stitch takes on the front and back of 18 mesh canvas, plus 30 percent, rounded up for each color.

Thread colors are approximate screen matches to DMC numbers. Check against real thread before you buy.

For your own stitching, gifts and handmade pieces you sell. Do not resell or share this PDF or copies of it.

Glossy dark chocolate bar in gold foil

Needlepoint pattern

Columns 1 to 49, rows 1 to 90. Start at the red outline

This page is the dark part of the chart

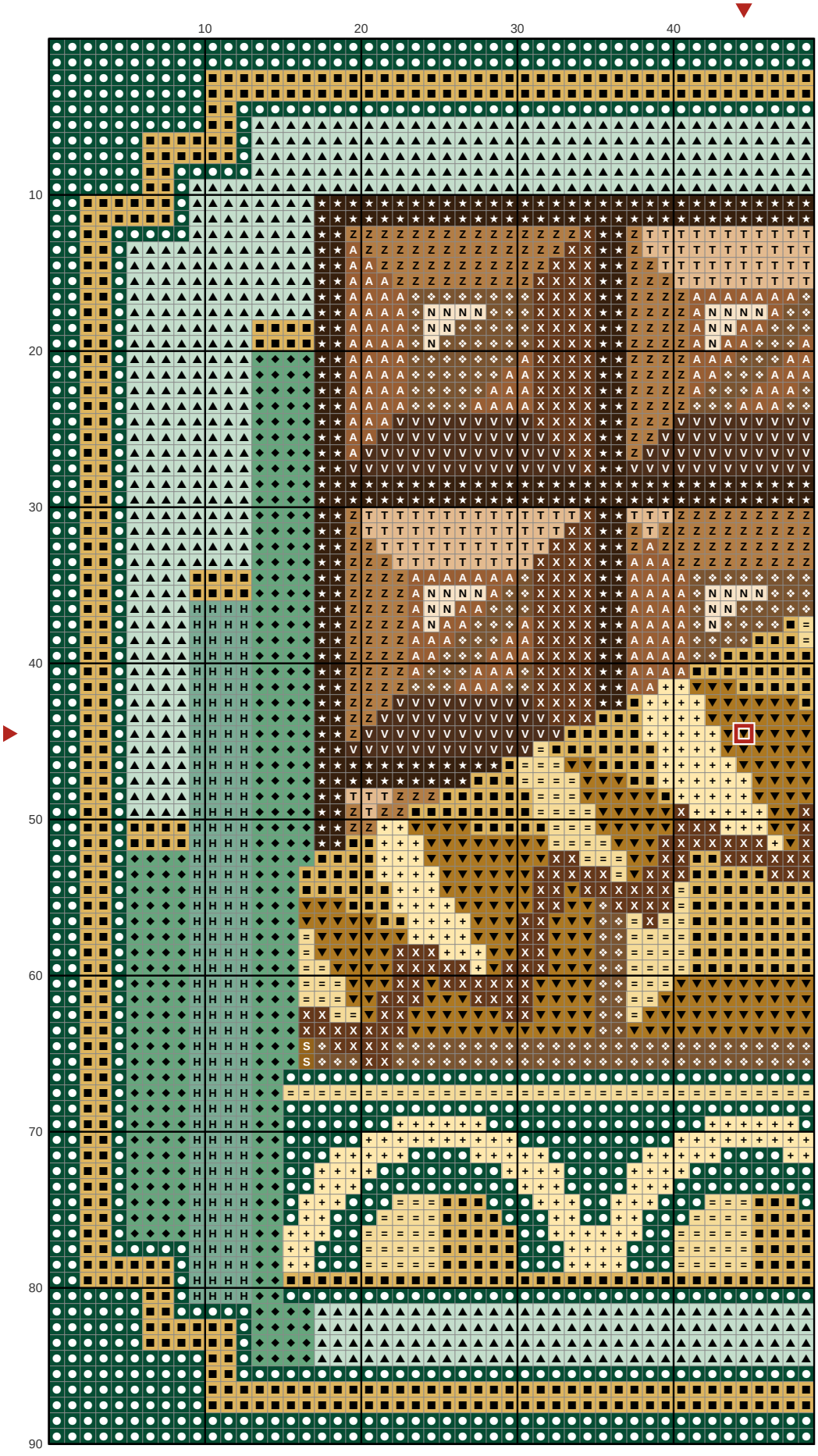

Key

- **DMC 500** Very Dark Blue Green
- **DMC 3820** Dark Straw
- **DMC 504** Very Light Blue Green
- **DMC 3816** Celadon Green
- **DMC 782** Dark Topaz
- **DMC 938** Ultra Dark Coffee Brown
- **DMC 433** Medium Brown
- **DMC 801** Dark Coffee Brown
- **DMC 503** Medium Blue Green
- **DMC 745** Light Pale Yellow
- **DMC 3822** Light Straw
- **DMC 435** Very Light Brown
- **DMC 434** Light Brown
- **DMC 898** Very Dark Coffee Brown
- **DMC 437** Light Tan
- **DMC 739** Ultra Very Light Tan
- **DMC 780** Ultra Very Dark Topaz

Glossy dark chocolate bar in gold foil

Needlepoint pattern

Columns 50 to 90, rows 1 to 90. Gray squares: charted already, do not stitch again

This page is the dark part of the chart

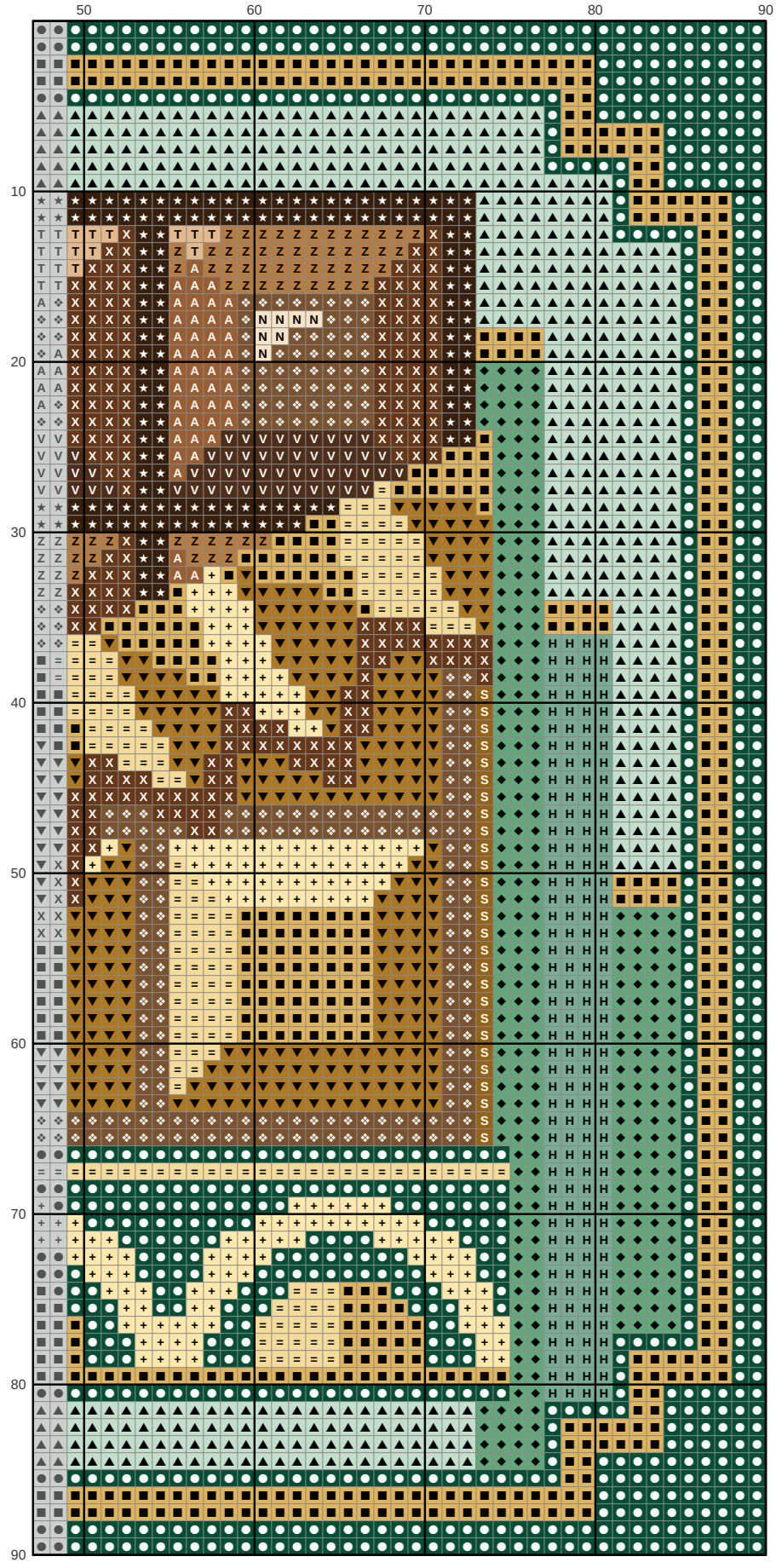

Key

- DMC 500 Very Dark Blue Green
- DMC 3820 Dark Straw
- DMC 504 Very Light Blue Green
- DMC 3816 Celadon Green
- DMC 782 Dark Topaz
- DMC 938 Ultra Dark Coffee Brown
- DMC 433 Medium Brown
- DMC 801 Dark Coffee Brown
- DMC 503 Medium Blue Green
- DMC 745 Light Pale Yellow
- DMC 3822 Light Straw
- DMC 435 Very Light Brown
- DMC 434 Light Brown
- DMC 898 Very Dark Coffee Brown
- DMC 437 Light Tan
- DMC 739 Ultra Very Light Tan
- DMC 780 Ultra Very Dark Topaz