Glossy Russian nesting doll

Needlepoint pattern | 90 x 126 stitches | 5 x 7 in (12.7 x 17.8 cm) on 18 mesh | 20 colors



How to stitch it



1. Each square is one tent stitch, up at 1, down at 2. Lines in continental, right to left, the canvas upside down for the next row; wide areas in basketweave.
2. Cut 18 in of thread. Start and end it without a knot left behind.
3. Mark the middle of the canvas. It is the outlined square on page 2, column 45, row 63 (DMC 321): start there. Count threads, not holes.
4. Go on from it: picture first, background last. Gray squares are on two pages: stitch them once.
5. When it is done, block it square.

First time? How to needlepoint: flossfield.com/needlepoint/guides/how-to-start/
How to read a chart: flossfield.com/needlepoint/guides/how-to-read-a-chart/

What you need

Canvas: blank mono canvas, 18 mesh (18 threads to the inch), cut 9 in wide x 11 in high (22.9 x 27.9 cm).

Needle: blunt tapestry, size 22. Also masking tape for the cut edges, and small scissors.

Thread: six-strand floss, 20 colors, about 22 skeins in all (an estimate). Stitch with 4 strands (5 or 6 if canvas shows).

Frame it: acid-free board and a frame.
How to frame needlepoint.

Thread list, DMC

			stitches	skeins
●	3811	Very Light Turquoise	3,489	3
■	310	Black	1,205	1
▲	321	Red	1,090	1
◆	3809	Very Dark Turquoise	924	1
▼	3808	Ultra Very Dark Turquoise	719	1
★	3801	Very Dark Melon	444	1
❖	3822	Light Straw	442	1
X	783	Medium Topaz	420	1
H	780	Ultra Very Dark Topaz	373	1
+	747	Very Light Sky Blue	360	1
=	814	Dark Garnet	328	1
Z	154	Very Dark Grape	318	1
A	498	Dark Red	309	1
V	3823	Ultra Pale Yellow	233	1
T	407	Dark Desert Sand	220	1
N	3865	Winter White	186	1
S	3772	Very Dark Desert Sand	152	1
K	632	Ultra Very Dark Desert Sand	72	1
E	356	Medium Terra Cotta	40	1
C	801	Dark Coffee Brown	16	1

Skeins are estimates: the thread a stitch takes on the front and back of 18 mesh canvas, plus 30 percent, rounded up for each color.
Thread colors are approximate screen matches to DMC numbers. Check against real thread before you buy.
For your own stitching, gifts and handmade pieces you sell. Do not resell or share this PDF or copies of it.

Glossy Russian nesting doll Needlepoint pattern

Columns 1 to 90, rows 1 to 67. Start at the red outline

This page is the dark part of the chart



Key

- DMC 3811 Very Light Turquoise
- DMC 310 Black
- DMC 321 Red
- DMC 3808 Ultra Very Dark Turquoise
- DMC 3801 Very Dark Melon
- DMC 3822 Light Straw
- DMC 783 Medium Topaz
- DMC 780 Ultra Very Dark Topaz
- DMC 747 Very Light Sky Blue
- DMC 814 Dark Garnet
- DMC 498 Dark Red
- DMC 3823 Ultra Pale Yellow
- DMC 407 Dark Desert Sand
- DMC 3865 Winter White
- DMC 3772 Very Dark Desert Sand
- DMC 632 Ultra Very Dark Desert Sand
- DMC 356 Medium Terra Cotta
- DMC 801 Dark Coffee Brown

Glossy Russian nesting doll

Needlepoint pattern

Columns 1 to 90, rows 68 to 126. Gray squares: charted already, do not stitch again

This page is the dark part of the chart



Key

- DMC 3811 — Very Light Turquoise
- DMC 310 — Black
- DMC 321 — Red
- DMC 3809 — Very Dark Turquoise
- DMC 3808 — Ultra Very Dark Turquoise
- DMC 3801 — Very Dark Melon
- DMC 3822 — Light Straw
- DMC 783 — Medium Topaz
- DMC 780 — Ultra Very Dark Topaz
- DMC 747 — Very Light Sky Blue
- DMC 814 — Dark Garnet
- DMC 154 — Very Dark Grape
- DMC 498 — Dark Red
- DMC 3823 — Ultra Pale Yellow
- DMC 3865 — Winter White