Glossy wedding rings

Needlepoint pattern | 104 x 104 stitches | 8 x 8 in (20.3 x 20.3 cm) on 13 mesh | 18 colors



How to stitch it



1. Each square is one tent stitch, up at 1, down at 2. Lines in continental, right to left, the canvas upside down for the next row; wide areas in basketweave.
2. Cut 18 in of thread. Start and end it without a knot left behind.
3. Mark the middle of the canvas. It is the outlined square on page 2, column 52, row 52 (DMC 500): start there. Count threads, not holes.
4. Go on from it: picture first, background last. Gray squares are on two pages: stitch them once.
5. Last, two more rows all round in DMC 890: the seam hides them.

First time? How to needlepoint: flossfield.com/needlepoint/guides/how-to-start/
How to read a chart: flossfield.com/needlepoint/guides/how-to-read-a-chart/

What you need

Canvas: blank mono canvas, 13 mesh (13 threads to the inch), cut 12.5 in square (31.8 cm).

Needle: blunt tapestry, size 20. Also masking tape for the cut edges, and small scissors.

Thread: six-strand floss, 18 colors, about 27 skeins in all (an estimate). Stitch with 7 strands (8 if canvas shows).

Make it a pillow: backing fabric, an insert the size of the stitching or an inch larger, and cord or piping for the edge. How to finish a pillow.

Thread list, DMC

			stitches	skeins
●	**890**	Ultra Dark Pistachio Green	3,933	7
■	**500**	Very Dark Blue Green	1,334	2
▲	**3820**	Dark Straw	1,125	2
◆	**BLANC**	White	774	2
▼	**780**	Ultra Very Dark Topaz	658	1
★	**822**	Light Beige Gray	509	1
❖	**3023**	Light Brown Gray	421	1
X	**471**	Very Light Avocado Green	256	1
H	**3778**	Light Terra Cotta	244	1
+	**782**	Dark Topaz	243	1
=	**355**	Dark Terra Cotta	242	1
Z	**3857**	Dark Rosewood	237	1
A	**898**	Very Dark Coffee Brown	198	1
V	**3347**	Medium Yellow Green	193	1
T	**356**	Medium Terra Cotta	174	1
N	**948**	Very Light Peach	151	1
S	**758**	Very Light Terra Cotta	80	1
K	**3822**	Light Straw	44	1

Skeins are estimates, with the two extra rows: the thread a stitch takes on the front and back of 13 mesh canvas, plus 30 percent, rounded up for each color.

Thread colors are approximate screen matches to DMC numbers. Check against real thread before you buy.

For your own stitching, gifts and handmade pieces you sell. Do not resell or share this PDF or copies of it.

Glossy wedding rings

Needlepoint pattern

Columns 1 to 52, rows 1 to 104. Start at the red outline

This page is the dark part of the chart



Key

- **DMC 890** Ultra Dark Pistachio Green
- **DMC 500** Very Dark Blue Green
- **DMC 3820** Dark Straw
- **DMC BLANC** White
- **DMC 780** Ultra Very Dark Topaz
- **DMC 822** Light Beige Gray
- **DMC 3023** Light Brown Gray
- **DMC 471** Very Light Avocado Green
- **DMC 3778** Light Terra Cotta
- **DMC 782** Dark Topaz
- **DMC 355** Dark Terra Cotta
- **DMC 3857** Dark Rosewood
- **DMC 898** Very Dark Coffee Brown
- **DMC 3347** Medium Yellow Green
- **DMC 356** Medium Terra Cotta
- **DMC 948** Very Light Peach
- **DMC 758** Very Light Terra Cotta
- **DMC 3822** Light Straw

Glossy wedding rings

Needlepoint pattern

Columns 53 to 104, rows 1 to 104. Gray squares: charted already, do not stitch again

This page is the dark part of the chart



Key

- DMC 890 Ultra Dark Pistachio Green
- DMC 500 Very Dark Blue Green
- DMC 3820 Dark Straw
- DMC BLANC White
- DMC 780 Ultra Very Dark Topaz
- DMC 822 Light Beige Gray
- DMC 3023 Light Brown Gray
- DMC 471 Very Light Avocado Green
- DMC 3778 Light Terra Cotta
- DMC 782 Dark Topaz
- DMC 355 Dark Terra Cotta
- DMC 3857 Dark Rosewood
- DMC 898 Very Dark Coffee Brown
- DMC 3347 Medium Yellow Green
- DMC 356 Medium Terra Cotta
- DMC 948 Very Light Peach
- DMC 758 Very Light Terra Cotta
- DMC 3822 Light Straw