3D Halloween haunted house for a mantel

Needlepoint pattern | 188 x 156 stitches | all pieces 10.4 x 8.7 in (26.5 x 22 cm) on 18 mesh | 22 colors



Thread key, DMC

			stitches	yards	skeins
●	**310**	Black	5,775	40	5
■	**3041**	Medium Antique Violet	1,817	13	2
▲	**930**	Dark Antique Blue	1,591	11	2
◆	**29**	Eggplant	1,459	10	2
▼	**413**	Dark Pewter Gray	996	7	1
★	**3042**	Light Antique Violet	868	6	1
❖	**3371**	Black Brown	744	6	1
X	**3819**	Light Moss Green	733	6	1
O	**3740**	Dark Antique Violet	730	5	1
+	**931**	Medium Antique Blue	613	5	1
=	**307**	Lemon	457	4	1
Z	**3347**	Medium Yellow Green	425	3	1
A	**3345**	Dark Hunter Green	264	2	1
V	**317**	Pewter Gray	245	2	1
T	**3756**	Ultra Very Light Baby Blue	109	1	1
N	**471**	Very Light Avocado Green	108	1	1
S	**166**	Medium Light Moss Green	94	1	1
K	**3835**	Medium Grape	77	1	1
E	**3752**	Very Light Antique Blue	63	1	1
C	**934**	Black Avocado Green	52	1	1
P	**3799**	Very Dark Pewter Gray	48	1	1
U	**921**	Copper	8	1	1

One chart square is one tent stitch over one canvas intersection.

Cut the canvas at least 14.4 x 12.7 in (36.7 x 32.2 cm) for 18 mesh: the design and 2 in (5.1 cm) of margin on every side.

17,276 stitches in all, in 3 pieces: the front 90 x 126, the back 90 x 126, the base 66 x 22. Leave bare canvas between the pieces, as charted, and start each from its own center.

The chart is on 5 pages, each cut to what is stitched: bare canvas has no page, and a join falls on plain ground where it can. Pages 2 and 3 are turned on their side, for a part that is wider than it is tall. Where chart pages join, gray squares repeat two rows or columns. The small picture at the top of each chart page shows which part it is.

Thread: six-strand floss, 4 to 6 strands in the needle on 18 mesh (counted at 6), about 29 skeins of 8.7 yd in all. Or pearl cotton size 5, 1 strand, about 23 skeins of 27.3 yd; or Persian wool, 1 strand, about 23 skeins of 8 yd. Wool is numbered differently: match it by eye. Needle: tapestry, size 22.

Yards and skeins are estimates: the thread a stitch takes on the front and back of 18 mesh canvas, plus 30 percent, rounded up for each color (about 128 yards in all, as the thread lies in the needle).

Thread colors are approximate screen matches to DMC numbers. Check against real thread before you buy.

Make it an ornament: also have board, thin batting, backing fabric and twisted cord. Stitch two or three extra rows of background all round: the edge of the board takes them. "How to finish an ornament" is a guide linked from this pattern's page.

For your own stitching, gifts and handmade pieces you sell. Do not resell or share this PDF.

3D Halloween haunted house for a mantel

Needlepoint pattern

Chart 1 of 5: columns 15 to 94, rows 2 to 65



3D Halloween haunted house for a mantel Needlepoint pattern

Chart 2 of 5: columns 95 to 174, rows 2 to 65; gray squares repeat columns 93 and 94

This page is the dark part of the chart



3D Halloween haunted house for a mantel

Needlepoint pattern

This page is the dark part of the chart

Chart 3 of 5: columns 2 to 63, rows 66 to 156; gray squares repeat rows 64 and 65

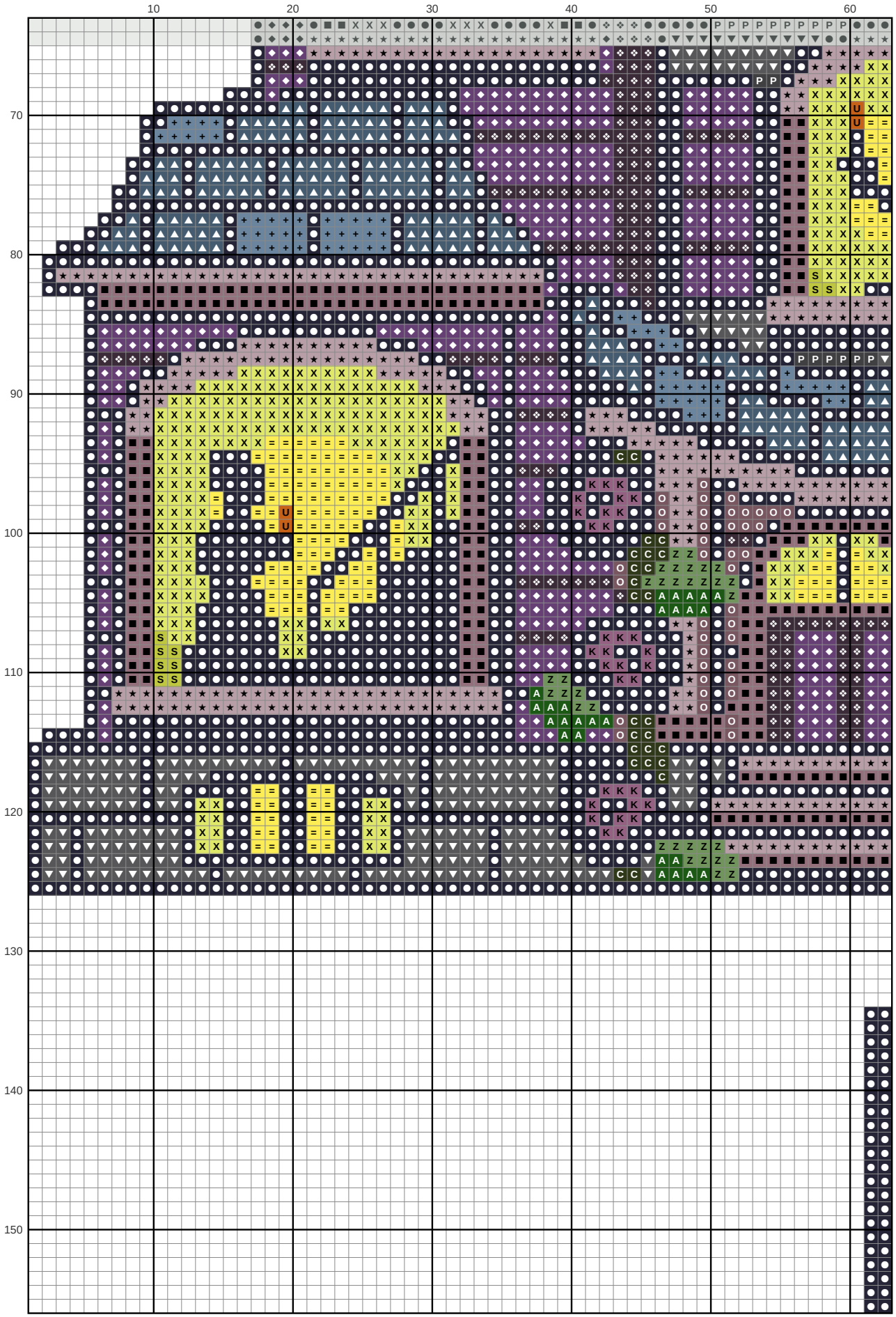

3D Halloween haunted house for a mantel

Needlepoint pattern

This page is the dark part of the chart

Chart 4 of 5: columns 64 to 125, rows 66 to 156; gray squares repeat columns 62 and 63 and rows 64 and 65

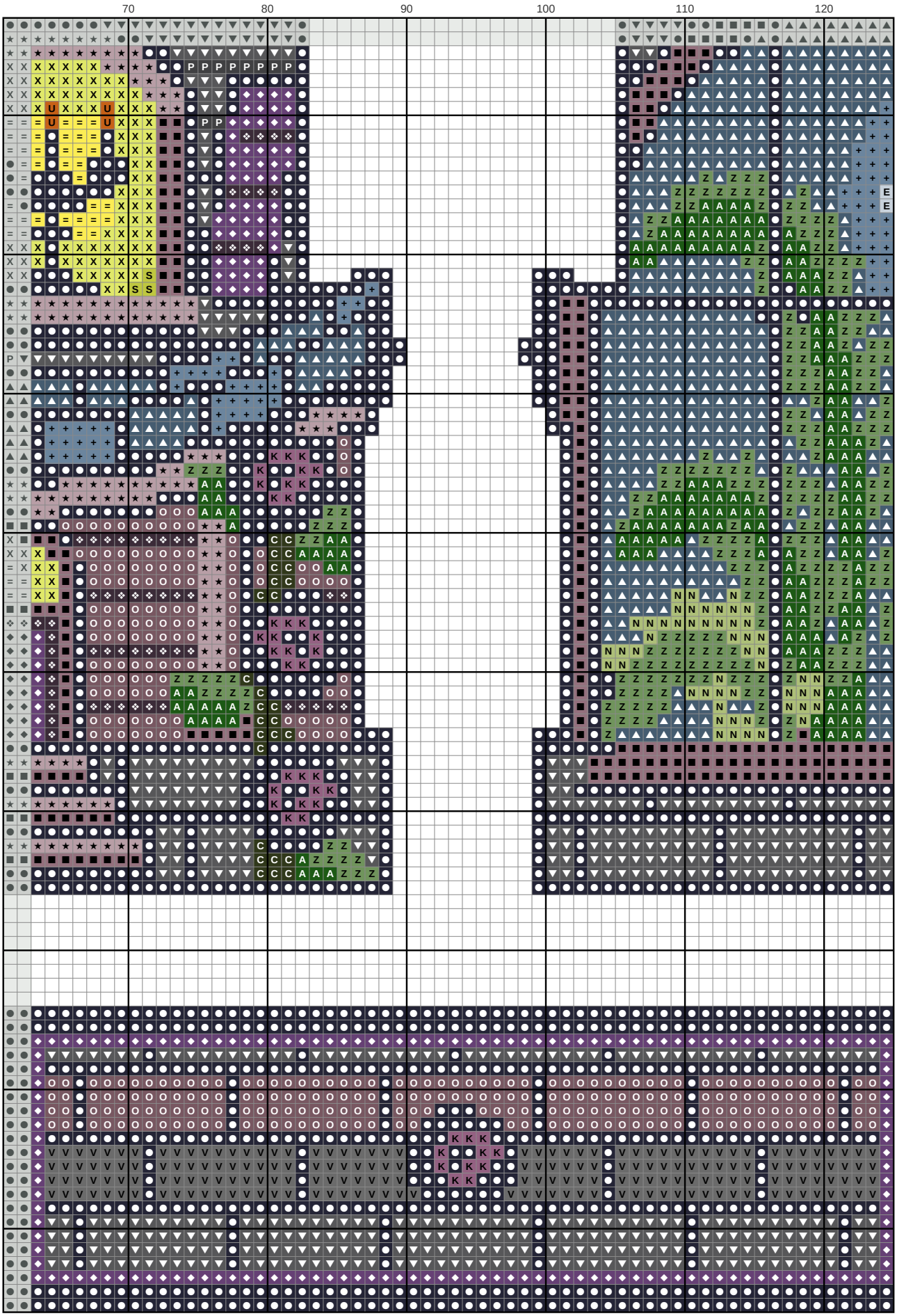

3D Halloween haunted house for a mantel

Needlepoint pattern

This page is the dark part of the chart



Chart 5 of 5: columns 126 to 187, rows 66 to 156; gray squares repeat columns 124 and 125 and rows 64 and 65

