Medieval lion and unicorn on red

Needlepoint pattern | 160 x 160 stitches | 16 x 16 in (40.6 x 40.6 cm) on 10 mesh | 23 colors



How to stitch it



1. Each square is one tent stitch, up at 1, down at 2. Lines in continental, right to left, the canvas upside down for the next row; wide areas in basketweave.
2. Cut 18 in of thread. Start and end it without a knot left behind.
3. Mark the middle of the canvas. It is the outlined square on page 5, column 80, row 80 (DMC 434): start there. Count threads, not holes.
4. Go on from it: picture first, background last. Gray squares are on two pages: stitch them once.
5. Last, two more rows all round in DMC 823: the seam hides them.

First time? How to needlepoint: flossfield.com/needlepoint/guides/how-to-start/
How to read a chart: flossfield.com/needlepoint/guides/how-to-read-a-chart/

What you need

Canvas: blank mono canvas, 10 mesh (10 threads to the inch), cut 20.5 in square (52.1 cm).

Needle: blunt tapestry, size 18. Also masking tape for the cut edges, and small scissors.

Thread: pearl cotton size 3, 23 colors, about 52 skeins in all (an estimate). Stitch with 2 lengths together.

Make it a pillow: backing fabric, an insert the size of the stitching or an inch larger, and cord or piping for the edge. How to finish a pillow.

Thread list, DMC

				stitches	skeins
●	**815**	Medium Garnet	6,350	10
■	**823**	Dark Navy Blue	3,100	7
▲	**336**	Navy Blue	1,468	3
◆	**801**	Dark Coffee Brown	1,329	2
▼	**3753**	Ultra Very Light Antique Blue	1,144	2
★	**3865**	Winter White	1,088	2
❖	**434**	Light Brown	984	2
X	**783**	Medium Topaz	980	2
H	**436**	Tan	971	2
+	**932**	Light Antique Blue	918	2
=	**905**	Dark Parrot Green	914	2
Z	**931**	Medium Antique Blue	910	2
A	**3345**	Dark Hunter Green	901	2
V	**471**	Very Light Avocado Green	847	2
T	**780**	Ultra Very Dark Topaz	719	2
N	**738**	Very Light Tan	663	1
S	**939**	Very Dark Navy Blue	569	1
K	**3822**	Light Straw	536	1
E	**741**	Medium Tangerine	429	1
C	**930**	Dark Antique Blue	308	1
P	**3733**	Dusty Rose	252	1
U	**921**	Copper	196	1
L	**3354**	Light Dusty Rose	24	1

Skeins are estimates, with the two extra rows: the thread a stitch takes on the front and back of 10 mesh canvas, plus 30 percent, rounded up for each color.

Thread colors are approximate screen matches to DMC numbers. Check against real thread before you buy.

For your own stitching, gifts and handmade pieces you sell. Do not resell or share this PDF or copies of it.

Medieval lion and unicorn on red

Needlepoint pattern

Columns 1 to 84, rows 1 to 69

This page is the dark part of the chart



Key

- DMC 815
- DMC 823
- DMC 801
- DMC 3753
- DMC 3865
- DMC 434 Light Brown
- DMC 783
- DMC 436 Tan
- DMC 932
- DMC 905
- DMC 3345
- DMC 471
- DMC 780
- DMC 738
- DMC 939
- DMC 3822
- DMC 741
- DMC 930
- DMC 3733
- DMC 921 Copper
- DMC 3354

Medieval lion and unicorn on red

Needlepoint pattern

Columns 85 to 160, rows 1 to 69. Gray squares: charted already, do not stitch again

This page is the dark part of the chart



Key

- **DMC 815** Medium Garnet
- **DMC 823** Dark Navy Blue
- **DMC 3753** Ultra Very Light Antique Blue
- **DMC 3865** Winter White
- **DMC 783** Medium Topaz
- **DMC 932** Light Antique Blue
- **DMC 905** Dark Parrot Green
- **DMC 931** Medium Antique Blue
- **DMC 3345** Dark Hunter Green
- **DMC 471** Very Light Avocado Green
- **DMC 780** Ultra Very Dark Topaz
- **DMC 939** Very Dark Navy Blue
- **DMC 3822** Light Straw
- **DMC 741** Medium Tangerine
- **DMC 3733** Dusty Rose
- **DMC 921** Copper
- **DMC 3354** Light Dusty Rose

Medieval lion and unicorn on red

Needlepoint pattern

Columns 1 to 54, rows 70 to 160. Gray squares: charted already, do not stitch again

This page is the dark part of the chart





Key

- **DMC 815** Medium Garnet
- **DMC 823** Dark Navy Blue
- **DMC 336** Navy Blue
- **DMC 801** Dark Coffee Brown
- **DMC 3865** Winter White
- **DMC 434** Light Brown
- **X DMC 783** Medium Topaz
- **H DMC 436** Tan
- **= DMC 905** Dark Parrot Green
- **V DMC 471** Very Light Avocado Green
- **T DMC 780** Ultra Very Dark Topaz
- **N DMC 738** Very Light Tan
- **S DMC 939** Very Dark Navy Blue
- **K DMC 3822** Light Straw
- **C DMC 930** Dark Antique Blue
- **P DMC 3733** Dusty Rose

Medieval lion and unicorn on red

Needlepoint pattern

Columns 55 to 107, rows 70 to 160. Start at the red outline. Gray squares: charted already, do not stitch again

This page is the dark part of the chart





Key

- **DMC 815** Medium Garnet
- **DMC 823** Dark Navy Blue
- **DMC 336** Navy Blue
- **DMC 801** Dark Coffee Brown
- **DMC 3753** Ultra Very Light Antique Blue
- **DMC 3865** Winter White
- **DMC 434** Light Brown
- **DMC 783** Medium Topaz
- **DMC 436** Tan
- **DMC 932** Light Antique Blue
- **DMC 905** Dark Parrot Green
- **DMC 931** Medium Antique Blue
- **DMC 471** Very Light Avocado Green
- **DMC 780** Ultra Very Dark Topaz
- **DMC 738** Very Light Tan
- **DMC 939** Very Dark Navy Blue
- **DMC 3822** Light Straw
- **DMC 930** Dark Antique Blue
- **DMC 3733** Dusty Rose
- **DMC 3354** Light Dusty Rose

Medieval lion and unicorn on red

Needlepoint pattern

Columns 108 to 160, rows 70 to 160. Gray squares: charted already, do not stitch again

This page is the dark part of the chart

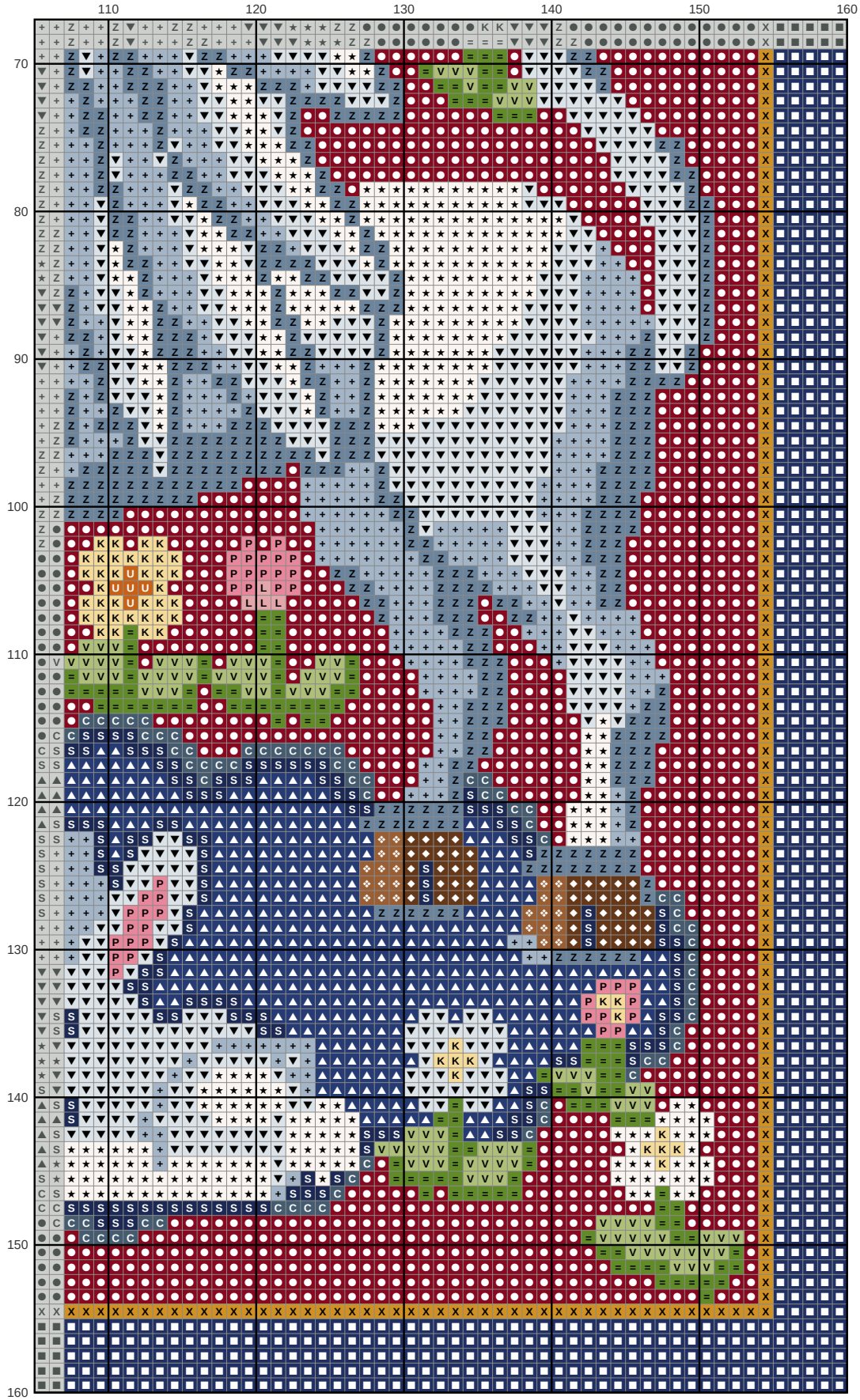

Key

- DMC 815 — Medium Garnet
- DMC 823 — Dark Navy Blue
- DMC 336 — Navy Blue
- DMC 801 — Dark Coffee Brown
- DMC 3753 — Ultra Very Light Antique Blue
- DMC 3865 — Winter White
- DMC 434 — Light Brown
- DMC 783 — Medium Topaz
- DMC 932 — Light Antique Blue
- DMC 905 — Dark Parrot Green
- DMC 931 — Medium Antique Blue
- DMC 471 — Very Light Avocado Green
- DMC 939 — Very Dark Navy Blue
- DMC 3822 — Light Straw
- DMC 930 — Dark Antique Blue
- DMC 3733 — Dusty Rose
- DMC 921 — Copper
- DMC 3354 — Light Dusty Rose