Medieval lion, unicorn and orange trees

Needlepoint pattern | 160 x 120 stitches | 16 x 12 in (40.6 x 30.5 cm) on 10 mesh | 24 colors



How to stitch it



1. Each square is one tent stitch, up at 1, down at 2. Lines in continental, right to left, the canvas upside down for the next row; wide areas in basketweave.
2. Cut 18 in of thread. Start and end it without a knot left behind.
3. Mark the middle of the canvas. It is the outlined square on page 2, column 80, row 60 (DMC 336): start there. Count threads, not holes.
4. Go on from it: picture first, background last. Gray squares are on two pages: stitch them once.
5. Last, two more rows all round in DMC 918: the seam hides them.

First time? How to needlepoint: flossfield.com/needlepoint/guides/how-to-start/
How to read a chart: flossfield.com/needlepoint/guides/how-to-read-a-chart/

What you need

Canvas: blank mono canvas, 10 mesh (10 threads to the inch), cut 20.5 in wide x 16.5 in high (52.1 x 41.9 cm).

Needle: blunt tapestry, size 18. Also masking tape for the cut edges, and small scissors.

Thread: pearl cotton size 3, 24 colors, about 43 skeins in all (an estimate). Stitch with 2 lengths together.

Make it a pillow: backing fabric, an insert the size of the stitching or an inch larger, and cord or piping for the edge. How to finish a pillow.

Thread list, DMC

			stitches	skeins
●	336	Navy Blue	4,011	7
■	500	Very Dark Blue Green	2,525	4
▲	918	Dark Red Copper	1,856	5
◆	938	Ultra Dark Coffee Brown	1,572	3
▼	BLANC	White	1,508	3
★	783	Medium Topaz	1,117	2
❖	471	Very Light Avocado Green	667	2
X	920	Medium Copper	619	1
H	970	Light Pumpkin	592	1
+	3346	Hunter Green	591	1
=	3820	Dark Straw	552	1
Z	3347	Medium Yellow Green	547	1
A	930	Dark Antique Blue	487	1
V	3822	Light Straw	460	1
T	932	Light Antique Blue	420	1
N	742	Light Tangerine	333	1
S	3731	Very Dark Dusty Rose	243	1
K	3753	Ultra Very Light Antique Blue	219	1
E	3790	Ultra Dark Beige Gray	177	1
C	642	Dark Beige Gray	170	1
P	780	Ultra Very Dark Topaz	170	1
U	321	Red	132	1
L	922	Light Copper	130	1
2	739	Ultra Very Light Tan	102	1

Skeins are estimates, with the two extra rows: the thread a stitch takes on the front and back of 10 mesh canvas, plus 30 percent, rounded up for each color.

Thread colors are approximate screen matches to DMC numbers. Check against real thread before you buy.

For your own stitching, gifts and handmade pieces you sell. Do not resell or share this PDF or copies of it.

Medieval lion, unicorn and orange trees

Needlepoint pattern

Columns 1 to 84, rows 1 to 64. Start at the red outline

This page is the dark part of the chart



Key

- **DMC 336** Navy Blue
- **DMC 500** Very Dark Blue Green
- **DMC 918** Dark Red Copper
- **DMC 938** Ultra Dark Coffee Brown
- **DMC BLANC** White
- **DMC 783** Medium Topaz
- **DMC 471** Very Light Avocado Green
- **DMC 920** Medium Copper
- **DMC 970** Light Pumpkin
- **DMC 3346** Hunter Green
- **DMC 3820** Dark Straw
- **DMC 3347** Medium Yellow Green
- **DMC 3822** Light Straw
- **DMC 742** Light Tangerine
- **DMC 3790** Ultra Dark Beige Gray
- **DMC 642** Dark Beige Gray
- **DMC 780** Ultra Very Dark Topaz
- **DMC 922** Light Copper

Medieval lion, unicorn and orange trees

Needlepoint pattern

Columns 85 to 160, rows 1 to 64. Gray squares: charted already, do not stitch again

This page is the dark part of the chart



Key

- **DMC 336** Navy Blue
- **DMC 500** Very Dark Blue Green
- **DMC 918** Dark Red Copper
- **DMC 938** Ultra Dark Coffee Brown
- **DMC BLANC** White
- **DMC 783** Medium Topaz
- **DMC 471** Very Light Avocado Green
- **DMC 920** Medium Copper
- **DMC 970** Light Pumpkin
- **DMC 3346** Hunter Green
- **DMC 3347** Medium Yellow Green
- **DMC 930** Dark Antique Blue
- **DMC 3822** Light Straw
- **DMC 932** Light Antique Blue
- **DMC 742** Light Tangerine
- **DMC 3731** Very Dark Dusty Rose
- **DMC 3753** Ultra Very Light Antique Blue
- **DMC 3790** Ultra Dark Beige Gray
- **DMC 642** Dark Beige Gray
- **DMC 780** Ultra Very Dark Topaz

Medieval lion, unicorn and orange trees

Needlepoint pattern

Columns 1 to 84, rows 65 to 120. Gray squares: charted already, do not stitch again

This page is the dark part of the chart



Key

- DMC 336 Navy Blue
- DMC 500
- DMC 918
- DMC 938
- DMC BLANC White
- DMC 783
- DMC 471
- DMC 920
- DMC 970
- DMC 3346
- DMC 3820
- DMC 3347
- DMC 3822
- DMC 742
- DMC 3731
- DMC 3790
- DMC 642
- DMC 780
- DMC 321 Red
- DMC 922
- DMC 739

Medieval lion, unicorn and orange trees

Needlepoint pattern

Columns 85 to 160, rows 65 to 120. Gray squares: charted already, do not stitch again

This page is the dark part of the chart



Key

- **DMC 336** Navy Blue
- **DMC 500** Very Dark Blue Green
- **DMC 918** Dark Red Copper
- **DMC 938** Ultra Dark Coffee Brown
- **DMC BLANC** White
- **DMC 783** Medium Topaz
- **DMC 471** Very Light Avocado Green
- **DMC 920** Medium Copper
- **DMC 970** Light Pumpkin
- **DMC 3346** Hunter Green
- **DMC 3347** Medium Yellow Green
- **DMC 930** Dark Antique Blue
- **DMC 932** Light Antique Blue
- **DMC 742** Light Tangerine
- **DMC 3731** Very Dark Dusty Rose
- **DMC 3753** Ultra Very Light Antique Blue
- **DMC 3790** Ultra Dark Beige Gray
- **DMC 642** Dark Beige Gray
- **DMC 321** Red