Flask cover, raven and black roses

Needlepoint pattern | 153 x 72 stitches | 8.5 x 4 in (21.6 x 10.2 cm) on 18 mesh | 16 colors



How to read the chart



1. Each square is one tent stitch, up at 1, down at 2: basketweave for the background, continental for lines.
2. Bind the edges. Cut 18 in of thread; start and end it without a knot left behind.
3. Mark the middle of the canvas. It is the outlined square on page 2 (DMC 336): start there. Count threads, not holes.
4. Picture first, then border, background last. Gray squares are on two pages: stitch them once.
5. A heavier line stands every ten squares: count by them.
6. When it is done, block it square.

flossfield.com/needlepoint/guides/how-to-read-a-chart/

You will need

Canvas: blank mono canvas, 18 mesh (18 threads to the inch), cut 12.5 x 8 in (31.8 x 20.3 cm).

Needle: tapestry, size 22. Also masking tape for the cut edges, and small scissors.

Thread: six-strand floss, 4 strands in the needle (5 or 6 if canvas shows), about 19 skeins in all (an estimate).

Put it round a flask: a finisher who covers flasks. Ask for the size of the flask and the extra rows before you stitch the edge. What to make: to wear and carry.

Thread list, DMC

			stitches	skeins				stitches	skeins
●	814	Dark Garnet	2,859	3	O	3835	Medium Grape	357	1
■	310	Black	2,222	2	+	924	Very Dark Gray Green	295	1
▲	902	Very Dark Garnet	965	1	=	841	Light Beige Brown	239	1
◆	3722	Medium Shell Pink	909	1	Z	3721	Dark Shell Pink	223	1
▼	3790	Ultra Dark Beige Gray	777	1	A	926	Medium Gray Green	192	1
★	3834	Dark Grape	540	1	V	793	Medium Cornflower Blue	162	1
❖	154	Very Dark Grape	530	1	T	3746	Dark Blue Violet	160	1
X	336	Navy Blue	465	1	N	ECRU	Ecru	121	1

Skeins are estimates: the thread a stitch takes on the front and back of 18 mesh canvas, plus 30 percent, rounded up for each color.

Thread colors are approximate screen matches to DMC numbers. Check against real thread before you buy.

For your own stitching, gifts and handmade pieces you sell. Do not resell or share this PDF or copies of it.

Flask cover, raven and black roses

Needlepoint pattern

Chart 1 of 2: columns 1 to 77, rows 1 to 72. Start at the red outline

This page is the dark part of the chart



Key

- **DMC 814** Dark Garnet
- **DMC 310** Black
- **DMC 902** Very Dark Garnet
- **DMC 3722** Medium Shell Pink
- **DMC 3790** Ultra Dark Beige Gray
- **DMC 3834** Dark Grape
- **DMC 154** Very Dark Grape
- **DMC 336** Navy Blue
- **DMC 3835** Medium Grape
- **DMC 924** Very Dark Gray Green
- **DMC 841** Light Beige Brown
- **DMC 3721** Dark Shell Pink
- **DMC 926** Medium Gray Green
- **DMC 793** Medium Cornflower Blue
- **DMC 3746** Dark Blue Violet
- **DMC ECRU** Ecru

Flask cover, raven and black roses

Needlepoint pattern

This page is the dark part of the chart

Chart 2 of 2: columns 78 to 153, rows 1 to 72. Gray squares repeat columns 76 and 77: do not stitch them twice



Key

- **DMC 814** Dark Garnet
- **DMC 310** Black
- **DMC 902** Very Dark Garnet
- **DMC 3722** Medium Shell Pink
- **DMC 3790** Ultra Dark Beige Gray
- **DMC 3834** Dark Grape
- **DMC 154** Very Dark Grape
- **DMC 336** Navy Blue
- **DMC 3835** Medium Grape
- **DMC 924** Very Dark Gray Green
- **DMC 841** Light Beige Brown
- **DMC 3721** Dark Shell Pink
- **DMC 926** Medium Gray Green
- **DMC 793** Medium Cornflower Blue
- **DMC 3746** Dark Blue Violet
- **DMC ECRU** Ecru