Vintage tapestry handbag, deer and oak

Needlepoint pattern | 182 x 156 stitches | 14 x 12 in (35.6 x 30.5 cm) on 13 mesh | 21 colors



How to stitch it



1. Each square is one tent stitch, up at 1, down at 2. Lines in continental, right to left, the canvas upside down for the next row; wide areas in basketweave.
2. Cut 18 in of thread. Start and end it without a knot left behind.
3. Mark the middle of the canvas. It is the outlined square on page 5, column 91, row 78 (DMC 3808): start there. Count threads, not holes.
4. Go on from it: picture first, background last. Gray squares are on two pages: stitch them once.
5. Last, two more rows all round in DMC 829: the seam hides them.

First time? How to needlepoint: flossfield.com/needlepoint/guides/how-to-start/
How to read a chart: flossfield.com/needlepoint/guides/how-to-read-a-chart/

What you need

Canvas: blank mono canvas, 13 mesh (13 threads to the inch), cut 18.5 in wide x 16.5 in high (47 x 41.9 cm).

Needle: blunt tapestry, size 20. Also masking tape for the cut edges, and small scissors.

Thread: six-strand floss, 21 colors, about 57 skeins in all (an estimate). Stitch with 7 strands (8 if canvas shows).

Make it a bag: strong cloth for the back and the sides, a lining, and a bag frame or handles. Choose the frame first and stitch to its width.
How to finish a purse or clutch.

Thread list, DMC

			stitches	skeins
●	**939**	Very Dark Navy Blue	6,925	11
■	**676**	Light Old Gold	2,090	4
▲	**832**	Golden Olive	2,075	4
◆	**934**	Black Avocado Green	1,772	3
▼	**3808**	Ultra Very Dark Turquoise	1,723	3
★	**3371**	Black Brown	1,477	3
❖	**3768**	Dark Gray Green	1,378	3
X	**921**	Copper	1,294	2
H	**829**	Very Dark Golden Olive	1,259	4
+	**3347**	Medium Yellow Green	1,175	2
=	**311**	Medium Navy Blue	1,079	2
Z	**919**	Red Copper	995	2
A	**839**	Dark Beige Brown	925	2
V	**841**	Light Beige Brown	847	2
T	**300**	Very Dark Mahogany	820	2
N	**3776**	Light Mahogany	790	2
S	**936**	Very Dark Avocado Green	711	2
K	**3047**	Light Yellow Beige	396	1
E	**3865**	Winter White	347	1
C	**3363**	Medium Pine Green	185	1
P	**347**	Very Dark Salmon	129	1

Skeins are estimates, with the two extra rows: the thread a stitch takes on the front and back of 13 mesh canvas, plus 30 percent, rounded up for each color.

Thread colors are approximate screen matches to DMC numbers. Check against real thread before you buy.

For your own stitching, gifts and handmade pieces you sell. Do not resell or share this PDF or copies of it.

Vintage tapestry handbag, deer and oak Needlepoint pattern

Columns 1 to 95, rows 1 to 66

This page is the dark part of the chart



Vintage tapestry handbag, deer and oak Needlepoint pattern

Columns 96 to 182, rows 1 to 66. Gray squares: charted already, do not stitch again

This page is the dark part of the chart



Vintage tapestry handbag, deer and oak Needlepoint pattern

Columns 1 to 61, rows 67 to 156. Gray squares: charted already, do not stitch again

This page is the dark part of the chart



Vintage tapestry handbag, deer and oak Needlepoint pattern

This page is the dark part of the chart

Columns 62 to 122, rows 67 to 156. Start at the red outline. Gray squares: charted already, do not stitch again



Vintage tapestry handbag, deer and oak Needlepoint pattern

Columns 123 to 182, rows 67 to 156. Gray squares: charted already, do not stitch again

This page is the dark part of the chart

